

BAHCO®



Torque Solutions





As innovators for over 165 years, we have introduced some of the most advanced tools in the world, and sell through distributors with whom we build long-term partnerships. Bahco products are overwhelmingly manufactured in our own factories located across Europe and offered by our partner distributors to the professionals. This is simply what we do, providing the best quality tools to our partners.

Our many years of knowledge and experience have led to a new range of Torque Solutions.

A COMPLETE RANGE TO COVER ALL THE NEEDS IN MOST APPLICATIONS

Bahco offers you one of the largest selections of torque tools available, providing the durability, reliability and accuracy you need to turn and tighten fasteners to the right specification. With Bahco, you get total control.







INDEX

MECHANICAL TORQUE WRENCHES	Adjustable Window Click Wrenches	10
	Adjustable Marked Scale Click Wrenches	14
	Preset Click Wrenches	19
	Adjustable Free Hand Point Click Wrenches	23
	Preset Free Hand Point Click Wrenches	26
	Adjustable Window Breaking Wrenches	28
	Dial Wrenches	30

DIGITAL TORQUE WRENCHES	Torque Angle with Memory Slim	36
	Torque Angle with Memory	39
	Torque Angle Slim	41
	Torque Angle	44
	Torque	46

TORQUE ANGLE ADAPTORS	Digital Torque & Angle Adaptor	50
	Digital Angle Meter	51
	Angle Meter	52

TORQUE TESTERS	Advanced Easy Tester	57
---------------------------	----------------------------	----

INSERT TOOLS	Rectangular Connector Ratchet & Fixed Square Drive	60
	Rectangular Connector Wrenches	61
	Rectangular Connector Adaptor	67
	Round Spigot Connector Ratchet & Fixed Square Drive	68
	Round Spigot Connector Wrenches	69

















































TORQUE SCREWDRIVERS	Digital Torque Screwdriver	77
	Adjustable Screwdrivers with Scale	79
	Preset Screwdriver	82
	Fixed Preset Screwdriver	86
	Fixed Preset Screwdriver Blades	87

MULTIPLIERS	Hand Torque Multipliers	90
--------------------	-------------------------------	----

ERROR PROOF SOLUTIONS	Wireless preset click wrenches	96
	Wireless error proof controllers	98

OVERVIEW TORQUE TOOLS

General attributes:

Page	Product	Accuracy	Direction	Angle	Drive	Ratchet	Scale	Type	Signal
11	74WR-15/74WR-25	±3%	1	-	1/4" 	R	Dual	Click	A - S
11	74WR-50/74WR-400	±3%	2	-	3/8"-3/4" 	T	Dual	Click	A - S
12	74WS	±3%	2	-	16 mm 	-	Dual	Click	A - S
13	74W9/74W14	±3%	2	-	9x12 - 14x18 	-	Dual	Click	A - S
15	7455	±4%	2	-	1/4 - 1" 	P	Dual	Click	A - S
16	7455-2500	±4%	1	-	1" 	-	Dual	Click	A - S
17	7465	±4%	2	-	9x12 - 27x36 	-	Dual	Click	A - S
18	7456-80LB	±4%	1	-	3/8" 	P	Single	Click	A - S
20	74PR-20	±3%	1	-	1/4" 	R	-	Click	A - S
20	74PR-60/74PR-400	±3%	2	-	3/8"-3/4" 	T	-	Click	A - S
21	74PS	±3%	2	-	16 mm 	-	-	Click	A - S
22	74P9/74P14	±3%	2	-	9x12 - 14x18 	-	-	Click	A - S
24	75R	±3%	2	-	3/4" - 1" 	T	Dual	Click	A - S
25	75S-650	±3%	2	-	22 mm 	-	Dual	Click	A - S
26	75P	±3%	2	-	3/4" - 1" 	T	-	Click	A - S
27	75PS-650	±3%	2	-	22 mm 	-	-	Click	A - S
28	76R	±4%	2	-	3/4" 	T	Dual	Break	A - S - V
29	76S-600	±4%	2	-	22 mm 	-	Dual	Break	A - S - V
31	7454	±4%	2	-	1/4" - 1" 	-	Dual	Dial	V
31	7454-800E/7454-1400E	±4%	2	-	3/4" - 1" 	-	Dual	Dial	A - V
37	TAWM912M/TAWM24800	±2%*	2	x	9x12 - 24x32 	-	Multiple	Digital	A - S - V
38	TAWM1412M/TAWM34800	±2%*	2	x	1/4" - 3/4" 	P	Multiple	Digital	A - S - V
43	TAW1412M/TAW34800	±2%*	2	x	1/4" - 3/4" 	P	Multiple	Digital	A - S - V
42	TAW912M/TAW24800	±2%*	2	x	9x12 - 24x32 	-	Multiple	Digital	A - S - V
46	IZO-D	±2%	2	-	9x12 - 14x18 	R	Multiple	Digital	A - S - V
47	IZO-DR	±2%	2	-	3/4" 	P	Multiple	Digital	A - S - V
51	TAM	±4%	2	x	1/4" - 1/2" 	-	Multiple	Digital	A - V
57	TEA350	±1%	1	-	3/8" - 1/2" 	-	Multiple	Digital	A - V
57	TEA1100	±1%	1	-	27 mm 	-	Multiple	Digital	A - V
77	TAS14	±2%*	2	x	1/4"  	-	Multiple	Digital	A - S - V
79	6973N/6978N	±6%	1	-	1/4"  	-	Single	Slip	A - S
79	MA500	±6%	1	-	1/4"  	-	Single	Slip	A - S
80	TSS120/TSS600	±6%	1	-	1/4" 	-	Single	Slip	A - S
81	6852-5	±6%	2	-	1/4"  	-	Single	Click	A - S
82	6873N/6880N	±6%	1	-	1/4"  	-	-	Slip	A - S
82	PS501	±6%	1	-	1/4"  	-	-	Slip	A - S
83	6852P-5	±6%	2	-	1/4"  	-	-	Click	A - S
83	7453	±6%	1	-	1/4"  	-	-	Click	A - S
86	BE-6990-IP	±10%	1	-	T/IP6 - T/IP15 	-	-	Slip	A - S
97	WPTC	±4%	2	-	9x12 - 14x18 	-	-	Click	A - S - V

Product photo:	Special features:	Torque range:
	-	3-25 N.m
	-	10-400 N.m
	-	3-300 N.m
	-	3-400 N.m
	-	1-1500 N.m
	-	500-2500 N.m
	-	1-1500 N.m
	-	22-108 N.m
	-	5-20 N.m
	-	4-20 N.m
	-	5-300 N.m
	-	4-300 N.m
		4-400 N.m
		130-650 N.m
		130-1500 N.m
		130-650 N.m
	-	120-1000 N.m
	-	120-600 N.m
	-	0.7-1400 N.m
	-	160-1400 N.m
		0.6-800 N.m
		0.6-800 N.m
	-	0.6-800 N.m
	-	0.6-800 N.m
	-	3-340 N.m
	-	81-810 N.m
	-	1.5-340 N.m
		10-350 N.m
		50-1100 N.m
	-	0.45-9 N.m
	-	0.1-4.5 N.m
		0.1-4.5 N.m
	-	0.2-6 N.m
		1-5 N.m
	-	0.04-4.5 N.m
		0.04-4.5 N.m
		1-5 N.m
	-	2-20 N.m
	-	0.6 - 3 N.m
		1-200 N.m

Turn direction:



(1) Clockwise



(2) Counter clockwise

Ratchet types:



(P) Pearl type



(R) Round type



(T) Push-through

Signal type:



(A) Audible signal



(S) Sensitive tactile signal



(V) Visible signal

Additional features:



USB data transfer



Wireless



ESD Safe



Non length dependent





MECHANICAL TORQUE WRENCHES

- *Adjustable Window Click Wrenches*
- *Adjustable Marked Scale Click Wrenches*
- *Preset Click Wrenches*
- *Adjustable Free Hand Point Click Wrenches*
- *Preset Free Hand Point Click Wrenches*
- *Adjustable Window Breaking Wrenches*
- *Dial Wrenches*

ADJUSTABLE WINDOW CLICK WRENCHES

Mechanical Adjustable Torque Click Wrench with Window Scale & Fixed Ratchet Head



Durable and accurate clicking mechanism working on one single direction with more than 100.000 cycles within $\pm 3\%$ accuracy.

Highly visible dual scale in N.m and in.lb or N.m and ft.lb protected against wear and tear window.

Soft touch hand grip with material resistant to the most common chemicals where the wrenches might be operated.

Ergo texture for optimum grip when turning the handle for torque setting.

Center of handle grip is marked with two orange squares in order to identify the position of the hand and therefore the force loading point when operating and calibrating the wrench.

Ratchet head with movable square drive to allow operating the wrench CW and CCW (except 15N.m and 25N.m). Interchangeable options also available in 9x12, 14x18 and 16mm spigot.

Serial number available laser etched on the wrench and on a label with a barcode for easy scanning and recording. Serial number is also included on the declaration of conformity that goes with the tool.

Torque setting lock/unlock knob. Highly visible blue ring at unlocked position.



Audible click warning to stop applying torque.



Sensible click warning to stop applying torque.



Female rectangular interchangeable head in 9x12 & 14x18 sizes also available on 74WR9 & 74W14 models (3-400 N.m).



Declaration of conformity comes with the product.



Fixed reversible only optional CW on 74WR-15 & 25 (3 - 25N.m).



Fixed push-through ratchet heads available in sizes, 74WR-50 to 400 allowing CW & CCW operations (10-400N.m).



Accuracy to $\pm 3\%$.



Large dual scale in N.m/ft.lb. (15 & 25 N.m wrench sizes in N.m/ in.lb).



Full range delivered in semitransparent square hanging tube.



16mm spigot type I/H head available in 74 WS models (3-300 N.m).



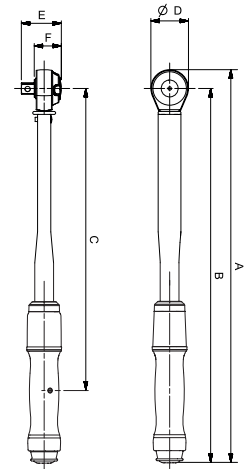
TIMESTRIP Visual indication that the wrench is due for re-calibration and has 3, 6, 9 and 12 month graduations.

74WR-15/74WR-25

Mechanical Adjustable Torque Click Wrench with Window Scale & Fixed Ratchet Head



- Durable mechanism with over 100.000 cycles within accuracy
- Fast scale adjustment reducing the effort required to adjust
- TIMESTRIP Visual indication that the wrench is due for re-calibration and has 3, 6, 9 and 12 month graduations
- Large dual scale in N.m/in.lb
- Range covering from 3 to 25 N.m / 27 - 220 in.lb torque values
- Can be used only clockwise
- Accurate to $\pm 3\%$ of reading which exceeds the requirements of ISO6789-1:2017
- Clicking system triggers a tactile and audible signal
- Reversible ratchet head with 1/4" square drives allowing CW operation only
- Handle center or calibration force point marked on handle
- Lock/unlock knob with blue ring inside to warn the operator wrench is unlocked
- All in semi-transparent square tube with eurohole hanger
- All wrenches come with a factory declaration of conformity traceable to international standards
- ISO 6789
- Made in UK



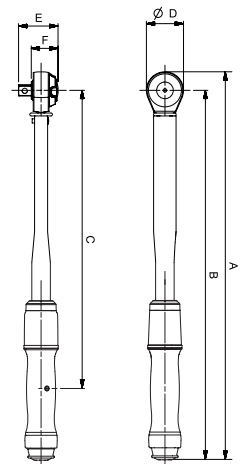
									A	B	C	D	E	F	
		731415		Nm	in-lb	in	Nm	ft-lb	mm	mm	mm	mm	mm	mm	
74WR-15	0415519	1	3-15	27-132	1/4	0,2	2	221	209	140	25	25	18	0.300	
74WR-25	0415526	1	5-25	44-220	1/4	0,2	2	221	209	140	25	25	18	0.300	

74WR-50/74WR-400

Mechanical Adjustable Torque Click Wrench with Window Scale & Fixed Push-Through Ratchet Head



- Durable mechanism with over 100.000 cycles within accuracy
- Fast scale adjustment reducing the effort required to adjust
- TIMESTRIP Visual indication that the wrench is due for re-calibration and has 3, 6, 9 and 12 month graduations
- Large dual scale in N.m/ft.lb
- Range covering from 10 and 400 N.m / 7.5 - 300 ft.lb torque values
- Can be used clockwise or anticlockwise by pushing the square drive of the ratchet head over
- Accurate to $\pm 3\%$ of reading which exceeds the requirements of ISO6789-1:2017
- Clicking system triggers a tactile and audible signal
- Push-through ratchet heads from 3/8" to 1/2" square drives allowing CW & CCW operations
- Handle center or calibration force point marked on handle
- Lock/unlock knob with blue ring inside to warn the operator wrench is unlocked
- All in semi-transparent square tube with eurohole hanger
- All wrenches come with a factory declaration of conformity traceable to international standards
- ISO 6789
- Made in UK



									A	B	C	D	E	F	
		731415		Nm	ft-lb	in	Nm	ft-lb	mm	mm	mm	mm	mm	mm	
74WR-50	0415533	1	10-50	7.5-37.5	3/8"	0,5	0,5	335	317	231	35	37	26	0.700	
74WR-100	0415540	1	20-100	15-75	1/2"	1	1	387	364	278	45	48	32	0.900	
74WR-200	0415557	1	40-200	30-150	1/2"	2	2	470	447	361	45	48	32	1.100	
74WR-300	0415564	1	60-300	45-220	1/2"	2	2	593	567	480	52	48	33	1.400	
74WR-340	0415571	1	60-340	45-250	1/2"	5	2	685	659	572	52	48	33	1.500	
74WR-400	0415588	1	80-400	60-300	3/4"	5	5	686	661	574	51	47	24	1.900	



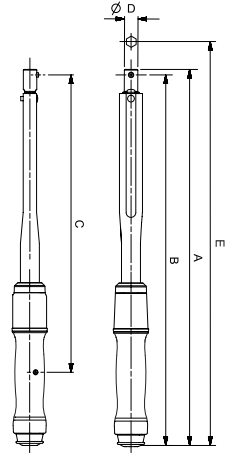


74WS-15/74WS-300

Mechanical Adjustable Torque Click Wrench with Window Scale & Spigot Type Interchangeable Head



- Durable mechanism with over 100.000 cycles within accuracy
- Fast scale adjustment reducing the effort required to adjust
- TIMESTRIP Visual indication that the wrench is due for re-calibration and has 3, 6, 9 and 12 month graduations
- Large dual scale in N.m/ft.lb (15 & 25 N.m wrench sizes in N.m/in.lb)
- Range covering from 3 and 300 N.m / 27 in.lb - 220 ft.lb torque values
- Can be used clockwise or anticlockwise by turning the wrench over
- Accurate to $\pm 3\%$ of reading which exceeds the requirements of ISO6789-1:2017
- Clicking system triggers a tactile and audible signal
- 16 mm spigot type interchangeable head allowing CW & CCW operations
- Handle center or calibration force point marked on handle
- Lock/unlock knob with blue ring inside to warn the operator wrench is unlocked
- All in semi-transparent square tube with eurohole hanger
- All wrenches come with a factory declaration of conformity traceable to international standards
- ISO 6789
- Made in UK



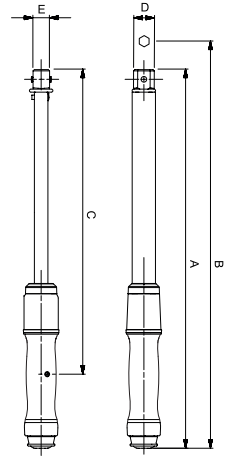
											A mm	B mm	C mm	E mm	
74WS-15	0415595	1	3-15	-	27-132	16	0,2	-	2	223	216	148	248	0.300	
74WS-25	0415601	1	5-25	-	44-220	16	0,2	-	2	223	216	148	248	0.300	
74WS-50	0415618	1	10-50	7.5-37.5	-	16	0,5	0,5	-	322	316	229	348	0.600	
74WS-100	0415625	1	20-100	15-75	-	16	1	1	-	363	356	269	388	0.700	
74WS-200	0415632	1	40-200	30-150	-	16	2	2	-	445	438	351	470	0.900	
74WS-300	0415649	1	60-300	45-220	-	16	2	2	-	569	563	476	595	1.200	

74W9/74W14

**Mechanical Adjustable Torque Click Wrench with Window
Scale & Rectangular Type Interchangeable Head**



- Durable mechanism with over 100.000 cycles within accuracy
- Fast scale adjustment reducing the effort required to adjust
- TIMESTRIP Visual indication that the wrench is due for re-calibration and has 3, 6, 9 and 12 month graduations
- Large dual scale in N.m/ft.lb (15 & 25 N.m wrench sizes in N.m/in.lb)
- Range covering from 3 and 400 N.m / 27 in.lb - 300 ft.lb torque values
- Can be used clockwise or anticlockwise by turning the wrench over
- Accurate to $\pm 3\%$ of reading which exceeds the requirements of ISO6789-1:2017
- Clicking system triggers a tactile and audible signal
- 9x12 & 14x18 rectangular female interchangeable heads allowing CW & CCW operations
- Handle center or calibration force point marked on handle
- Lock/unlock knob with blue ring inside to warn the operator wrench is unlocked
- All in semi-transparent square tube with eurohole hanger
- All wrenches come with a factory declaration of conformity traceable to international standards
- ISO 6789
- Made in UK

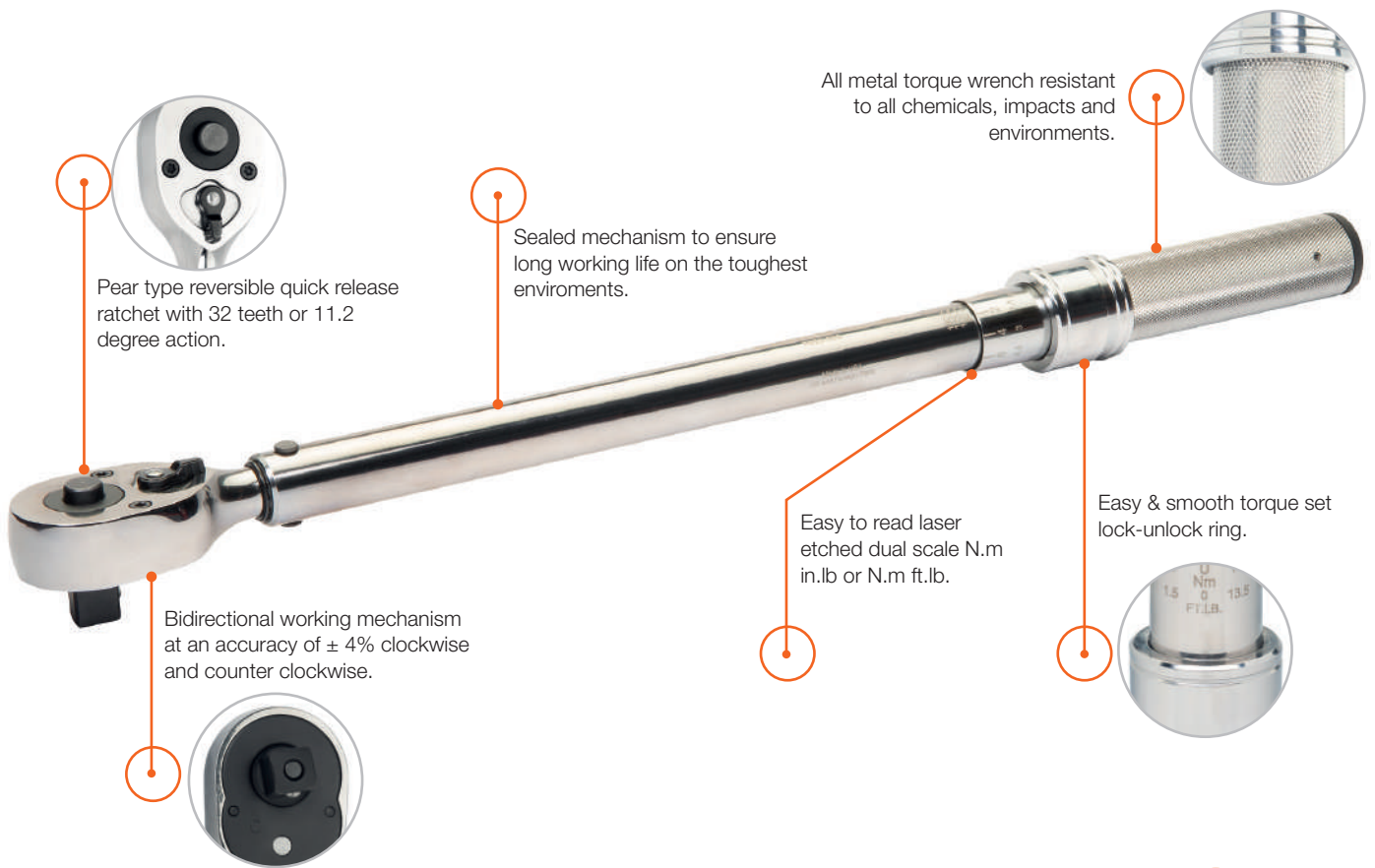


											A	B	C	D	E	
	731415			Nm	ft-lb	in-lb	mm	Nm	ft-lb	in-lb	mm	mm	mm	mm	mm	kg
74W9-15	0415656	1	3-15	-	27-132	9x12	0,2	-	2	218	236	153	22	20	0.300	
74W9-25	0415663	1	5-25	-	44-220	9x12	0,2	-	2	218	236	153	22	20	0.300	
74W9-50	0415670	1	10-50	7.5-37.5	-	9x12	0,5	0,5	-	325	343	238	22	20	0.600	
74W9-100	0415687	1	20-100	15-75	-	9x12	1	1	-	365	383	278	22	20	0.700	
74W9-200	0415694	1	40-200	30-150	-	9x12	1	2	-	442	460	356	25	20	0.900	
74W14-200	0415700	1	40-200	30-150	-	14x18	2	2	-	453	478	366	34	26	1.000	
74W14-300	0415717	1	60-300	45-220	-	14x18	2	2	-	570	595	453	34	28	1.200	
74W14-400	0415724	1	80-400	60-300	-	14x18	5	5	-	664	689	578	32	24	1.700	



ADJUSTABLE MARKED SCALE CLICK WRENCHES

Mechanical Adjustable Torque Click Wrench with Marked Scale & Fixed Ratchet Head



Indicates click warning to stop applying torque.



7455 up to 1500 N.m with fixed ratchet head.



Accuracy to $\pm 4\%$ clockwise.



All wrenches supplied with declaration of conformity.



Sensible and sensible click warning to stop applying torque.



7465 version up to 1500 N.m with 9x12, 14x18, 24x32 & 27x36 interchangeable heads.



Accuracy to $\pm 4\%$ counter clockwise.



Dual scale in N.m / lb.in or N.m / ft.lb.

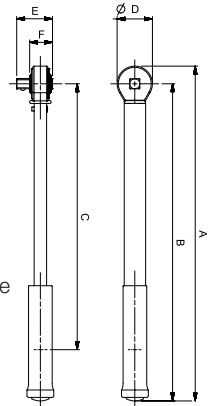


7455

Mechanical adjustable torque click wrench with marked scale & fixed ratchet head



- Dual scales in N.m/ft.lb and N.m/in.lb (sizes 5-25 N.m)
- Range covering between 1 and 1000 N.m /8.9 in.lb & 701 ft.lb torque values
- Can be used clockwise or anticlockwise
- Controlled torque application events to $\pm 4\%$ CW & CCW
- Clicking system triggers a tactile and audible signal
- Fixed ratchet heads with 24-36 teeth from 1/4 to 1" square drives (1/4" to 1/2" with quick release)
- All metal Rugged, durable wrench with sealed mechanism
- Anti-slip knurled metal handle resistant to impact, pressure and chemicals
- Sizes 5 to 340 N.m come in a semi-transparent tube with eurohole. Sizes above in plastic blow mould case
- All wrenches come with a factory declaration of conformity traceable to international standards
- ISO 6789
- Made in USA



											A	B	C	D	E	F	
		731415		Nm	in-lb	ft-lb	in	Nm	in-lb	ft-lb	mm	mm	mm	mm	mm	mm	
7455-5	0119639	1	1-5	11-42	-	1/4	0,05	0,4	-	258	245	200	27	24	16	0.386	
7455-15	0119646	1	3-15	31-128	-	1/4	0,1	0,89	-	258	245	200	27	24	16	0.409	
7455-20	0125074	1	4-20	40-173	-	1/4	0,1	0,89	-	258	245	200	27	24	19	0.386	
7455-25	0125081	1	5-25	49-217	-	1/4	0,1	0,89	-	286	273	226	27	24	16	0.410	
7455-60	0125098	1	10-60	-	9.2-42.4	3/8	0,5	-	0,3	393	376	326	34	30	20	1.135	
7455-100	0125111	1	20-100	-	16.6-71.9	3/8	0,5	-	0,6	400	383	333	34	30	20	1.135	
7455-100A	0340156	1	20-100	-	16.6-71.9	1/2	0,5	-	0,65	414	395	345	43	41	26	1.290	
7455-200	0125128	1	40-200	-	37-140	1/2	2	-	1,5	474	455	405	43	41	26	1.430	
7455-300	0125104	1	60-300	-	52-314	1/2	2	-	1,5	483	465	415	43	41	26	1.440	
7455-340	0125135	1	60-340	-	52-243	1/2	2	-	1,5	613	595	545	43	41	26	1.680	
7455-500	0125142	1	100-500	-	83-359.6	3/4	5	-	1,8	870	830	780	65	53	29	4.370	
7455-800	0125159	1	150-800	-	129-572	3/4	5	-	3,7	1947	1015	970	65	53	29	5.310	
7455-1000	0368303	1	200-1000	-	184-701	1	10	--	7,4	1055	1010	970	78	68	38	6.350	



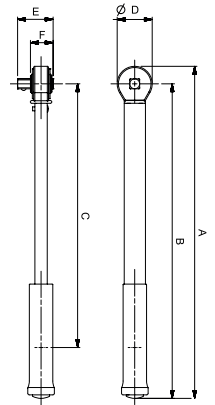


7455-1500

Mechanical Adjustable Torque Click Wrench with Marked Scale, Fixed Ratchet Head & 2 Sections Handle



- Dual scale in N.m/ft.lb
- Controlled torque application events to $\pm 4\%$ CW & CCW
- Clicking system triggers a tactile and audible signal
- Fixed ratchet head with 24 teeth in 1" square drive
- All metal Rugged, durable wrench with sealed mechanism
- Supplied in 2 pieces which need to be assembled for use and calibration
- Supplied into a metal case with foam
- It comes with a factory declaration of conformity traceable to international standards
- ISO 6789
- Made in USA



									A	B	C	D	E	F	
		731415		Nm	ft-lb	in	Nm	ft-lb	mm	mm	mm	mm	mm	mm	
7455-1500		0125166	1	300-1500	258-1069	1	10	7,4	1780	1740	1690	78	68	38	11.395

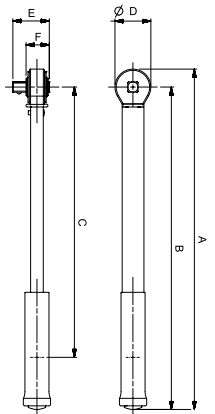


7455-2500

Mechanical Adjustable Torque Click Wrench with Marked Scale & Fixed Square Drive Head



- Dual scale N.m/ft.lb
- Can be used clockwise
- Controlled torque application events to $\pm 4\%$ CW
- Clicking system triggers a tactile and audible signal
- Fixed square drive head without ratcheting mechanism for high torque application
- All metal Rugged, durable wrench with sealed mechanism
- Supplied in 3 pieces which need to be assembled for use and calibration
- Supplied with a factory declaration of conformity traceable to international standards
- ISO 6789
- Made in USA



									A	B	C	D	E	F	
		731415		Nm	ft-lb	in	Nm	ft-lb	mm	mm	mm	mm	mm	mm	
7455-2500		0125173	1	500-2500	406-1807	1	10	7,4	2720	2675	2625	99	108	75	24.120



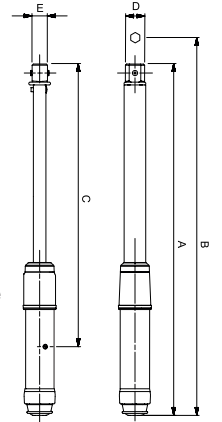


7465

Mechanical Adjustable Torque Click Wrench with Marked Scale & Interchangeable Head



- Dual scales in N.m/ft.lb and N.m/in.lb (sizes 5-30 N.m)
- Range covering between 1 and 800 N.m /11 in.lb & 572 ft.lb torque values
- Can be used clockwise or anticlockwise by turning the inserts over
- Controlled torque application events to $\pm 4\%$ CW
- Clicking system triggers a tactile and audible signal
- Female rectangular Interchangeable head type for multiple insert types in 4 different receiver sizes
- All metal Rugged, durable wrench with sealed mechanism
- Anti-slip knurled metal handle resistant to impact, pressure and chemicals
- Sizes 5 to 340 N.m come in a semi-transparent tube with eurohole. Sizes above in plastic blow mould case
- All wrenches come with a factory declaration of conformity traceable to international standards
- ISO 6789
- Made in USA



										A	B	C	D	E	
			Nm	in-lb	ft-lb	mm	Nm	in-lb	ft-lb	mm	mm	mm	mm	mm	
7465-5	0340163	1	1-5	11-42	-	9x12	0,05	0,45	-	235	253	190	25	18	0.360
7465-15	0340170	1	3-15	31-128	-	9x12	0,1	0,9	-	235	253	190	25	18	0.380
7465-30	0340187	1	6-30	53-265	-	9x12	0,1	0,9	-	277	295	227	25	18	1.022
7465-60	0340194	1	10-60	-	9.2-42.4	9x12	0,5	-	0,35	364	382	314	25	18	1.028
7465-100	0340200	1	20-100	-	16.6-71.9	9x12	0,5	-	0,65	370	389	320	25	18	1.035
7465-200	0340217	1	40-200	-	37-140	14x18	2	-	1,5	445	470	395	30	25	1.290
7465-340	0340224	1	60-340	-	52-243	14x18	2	-	1,5	585	610	535	30	25	1.500
7465-800	0340231	1	150-800	-	129-572	24x32	5	-	3,7	1000	1035	950	55	37	4.640



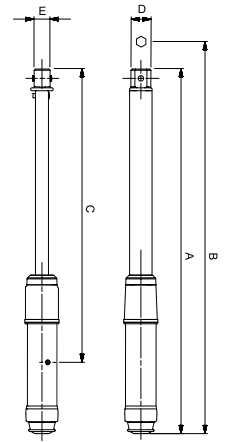


7465-1500

Mechanical Adjustable Torque Click Wrench with Marked Scale, Interchangeable Head & 2 Sections Handle



- Dual scale in N.m/ft.lb
- Can be used clockwise or anticlockwise by turning the inserts over
- Controlled torque application events to $\pm 4\%$ CW
- Clicking system triggers a tactile and audible signal
- 27x36 Female rectangular Interchangeable head type for multiple insert types
- All metal Rugged, durable wrench with sealed mechanism
- Supplied in 2 pieces which need to be assembled for use and calibration
- Supplied into a metal case with foam
- It comes with a factory declaration of conformity traceable to international standards
- ISO 6789
- Made in USA



									A	B	C	D	E	
7465-1500	731415	1	Nm	ft-lb	mm	Nm	ft-lb		mm	mm	mm	mm	mm	kg
			300-1500	258-1069	27x36	10	7,4		1725	1775	1675	63	42	12.250

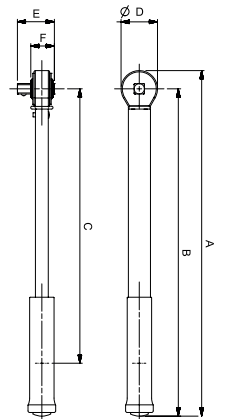


7456

Mechanical Adjustable Torque Click Wrench with Marked Scale & Flex Ratchet Head



- Single scale in ft.lb
- Can be used clockwise and counterclockwise
- Controlled torque application events to $\pm 4\%$ CW and $\pm 6\%$ CCW with the head in straight position
- Clicking system triggers a tactile and audible signal
- 32 teeth quick release Flex ratchet head pivots 15 degrees in both directions
- Rugged, durable adjustable wrench in steel with sealed mechanism
- Anti-slip knurled metal handle resistant to impact, pressure and chemicals
- Supplied with a factory declaration of conformity traceable to international standards
- ISO 6789
- Made in USA




									A	B	C	D	E	F	
7456-80LB	0119783	1	ft-lb	in	ft-lb				mm	mm	mm	mm	mm	mm	kg
			10-80	3/8	0,5				422	380	330	34	30	20	1.135



PRESET CLICK WRENCHES

Mechanical Preset Torque Click Wrench with Fixed Ratchet Head



Durable and accurate clicking mechanism working on one single direction with more than 100.000 cycles within $\pm 3\%$ accuracy.

On request preset wrenches can be set & certified with a declaration of conformity.

All sizes except 20 N.m include color end caps to customize.

Ratchet heads with movable square drive to allow operating the wrench CW and CCW (Except on 20 N.m models) Interchangeable options also available in 9x12, 14x18 and 16mm spigot.

Serial number available laser etched on the wrench and on a label with a barcode for easy scanning and recording.

Soft touch hand grip with load point distance marked on handle.



Round type Reversible ratchet head – 20 N.m sizes (74PR-20).



Rectangular female type interchangeable head in 9x12 and 14x18 – from 15 N.m up to 400 N.m.



Movable square drive ratchet head – on all other 74WR sizes up to 400 N.m.



Spigot type male interchangeable head in 16 mm – from 15 N.m up to 300 N.m.



Audible click warning to stop applying torque.



Sensible click warning to stop applying torque.



Accuracy $\pm 3\%$.



Full range on portable blow mould cases.

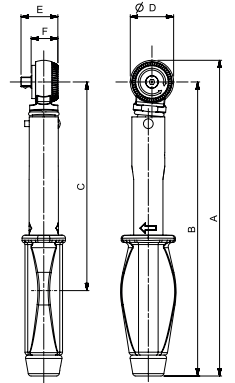




74PR-20
Mechanical Preset Torque Click Wrench
with Fixed Ratchet Head



- Over 100.000 cycles within accuracy
- Range covering from 4 to 20 N.m / 40 - 180 in.lb torque values
- Can be used clockwise only
- Accurate to $\pm 3\%$ of reading which exceeds the requirements of ISO6789-1:2017
- Clicking system triggers a tactile and audible signal
- Reversible round type ratchet head in 1/4" square drive allowing CW operation only
- All in semi-transparent square tube with eurohole hanger
- On request preset wrenches can be set and certified with a declaration of conformity
- ISO 6789
- Made in UK

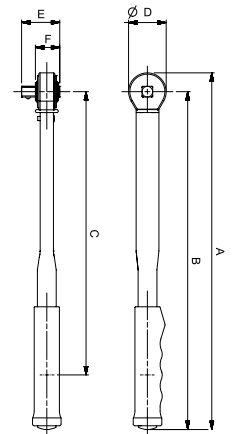


						A	B	C	D	E	F	
		731415		Nm	in	mm	mm	mm	mm	mm	mm	g
74PR-20		0416158	1	4-20	1/4	219	204	146	30	26	19	400

74PR-60/74PR-400
Mechanical Preset Torque Click Wrench
with Fixed Push Thru Ratchet Head



- Over 100.000 cycles within accuracy
- Range covering from 12 and 400 N.m / 5 - 300 ft.lb torque values
- Can be used clockwise or anticlockwise by pushing the square drive of the ratchet head over
- Accurate to $\pm 3\%$ of reading which exceeds the requirements of ISO6789-1:2017
- Clicking system triggers a tactile and audible signal
- Push-thru ratchet heads from 3/8" to 1/2" square drives allowing CW & CCW operations
- Colour coded adjustment seals and locking tool provided
- All in semi-transparent square tube with eurohole hanger
- On request preset wrenches can be set and certified with a declaration of conformity
- ISO 6789
- Made in UK



						A	B	C	D	E	F	
		731415		Nm	in	mm	mm	mm	mm	mm	mm	kg
74PR-60		0416165	1	12-60	3/8	295	277	212	36	34	21	0.600
74PR-60A		0416172	1	12-60	1/2	301	281	216	42	38	23	0.700
74PR-100		0416189	1	20-100	3/8	335	317	252	36	34	21	0.700
74PR-100A		0416196	1	20-100	1/2	342	321	256	42	38	22	0.700
74PR-200		0416202	1	40-200	1/2	425	403	338	45	46	29	1.000
74PR-300		0416219	1	60-300	1/2	668	641	577	54	46	29	1.200
74PR-400		0416226	1	80-400	3/4	675	649	584	52	51	28	2.000



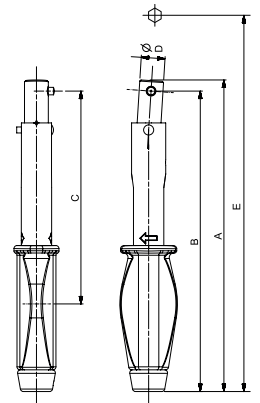


74PS-20

Mechanical Preset Torque Click Wrench with Spigot Type Interchangeable Head & Plastic Handle



- Over 100.000 cycles within accuracy
- Range covering from 4 to 20 N.m / 40 - 180 in.lb torque values
- Can be used clockwise or anticlockwise by turning the wrench over
- Accurate to $\pm 3\%$ of reading which exceeds the requirements of ISO6789-1:2017
- Clicking system triggers a tactile and audible signal
- 16 mm spigot type interchangeable head allowing CW & CCW operations
- All in semi-transparent square tube with eurohole hanger
- On request preset wrenches can be set and certified with a declaration of conformity
- ISO 6789
- Made in UK



						A	B	C	E	
		731415		Nm	mm	mm	mm	mm	mm	g
74PS-20		0416233	1	4-20	16	206	199	143	231	0.400

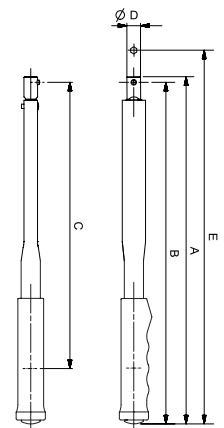


74PS-60/74PS-300


Mechanical Preset Torque Click Wrench with Spigot Type Interchangeable Head & Rubber Handle



- Over 100.000 cycles within accuracy
- Range covering from 12 and 300 N.m / 5 - 220 ft.lb torque values
- Can be used clockwise or anticlockwise by turning the wrench over
- Accurate to $\pm 3\%$ of reading which exceeds the requirements of ISO6789-1:2017
- Clicking system triggers a tactile and audible signal
- 16 mm spigot type interchangeable head allowing CW & CCW operations
- Colour coded adjustment seals and locking tool provided
- All in semi-transparent square tube with eurohole hanger
- On request preset wrenches can be set and certified with a declaration of conformity
- ISO 6789
- Made in UK



						A	B	C	E	
		731415		Nm	mm	mm	mm	mm	mm	kg
74PS-60		0416240	1	12-60	16	283	277	212	309	0.600
74PS-100		0416257	1	20-100	16	324	317	252	349	0.600
74PS-200		0416264	1	40-200	16	405	399	334	431	0.800
74PS-300		0416271	1	60-300	16	643	637	572	669	1.100



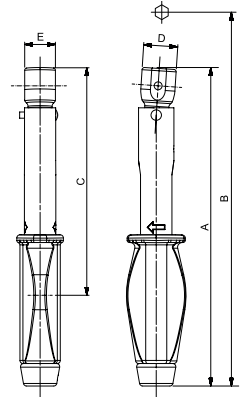


74P9-20

Mechanical Preset Torque Click Wrench with Rectangular type Interchangeable Head & Plastic Handle



- Over 100.000 cycles within accuracy
- Range covering from 4 to 20 N.m / 40 - 180 in.lb torque values
- Can be used clockwise or anticlockwise by turning the wrench over
- Accurate to $\pm 3\%$ of reading which exceeds the requirements of ISO6789-1:2017
- Clicking system triggers a tactile and audible signal
- 9x12 rectangular female interchangeable head allowing CW & CCW operations
- All in semi-transparent square tube with eurohole hanger
- On request preset wrenches can be set and certified with a declaration of conformity
- ISO 6789
- Made in UK



						A	B	C	D	E	
		731415		Nm	mm	mm	mm	mm	mm	mm	
74P9-20		0416288	1	4-20	9x12	205	223	146	22	20	0.400

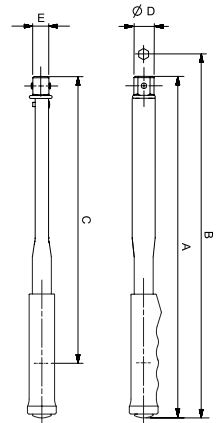


74P9-60/74P14-400

Mechanical Preset Torque Click Wrench with Rectangular type Interchangeable Head & Rubber Handle



- Over 100.000 cycles within accuracy
- Range covering from 12 and 400 N.m / 5 - 300 ft.lb torque values
- Can be used clockwise or anticlockwise by turning the wrench over
- Accurate to $\pm 3\%$ of reading which exceeds the requirements of ISO6789-1:2017
- Clicking system triggers a tactile and audible signal
- 9x12 & 14x18 rectangular female interchangeable heads allowing CW & CCW operations
- Colour coded adjustment seals and locking tool provided
- All in semi-transparent square tube with eurohole hanger
- On request preset wrenches can be set and certified with a declaration of conformity
- ISO 6789
- Made in UK

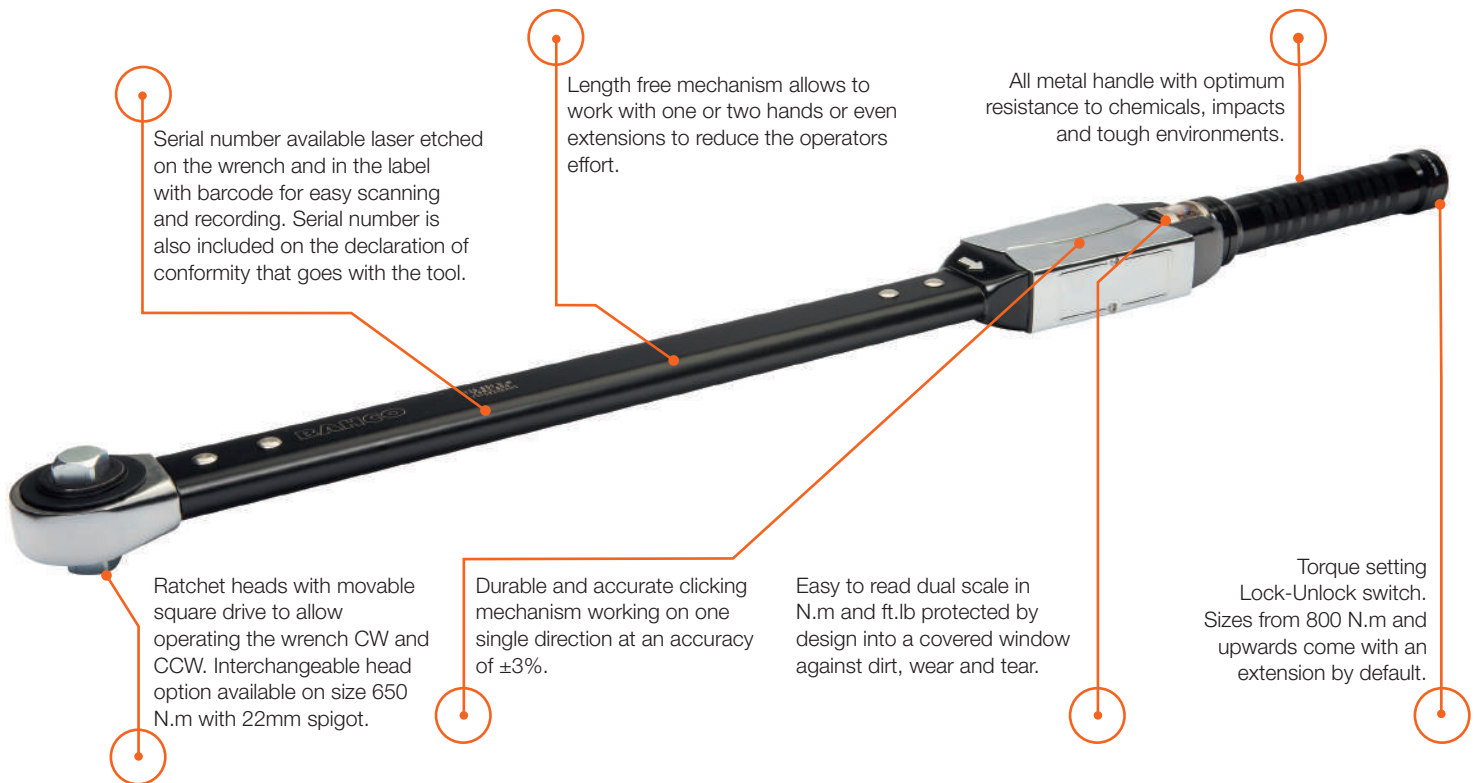


						A	B	C	D	E	
		731415		Nm	mm	mm	mm	mm	mm	mm	
74P9-60		0416295	1	12-60	9x12	286	304	222	22	20	0.600
74P9-100		0416301	1	20-100	9x12	326	344	262	22	20	0.600
74P14-200		0416318	1	40-200	14x18	403	428	338	25	20	0.800
74P14-300		0416325	1	60-300	14x18	534	559	469	36	28	1.100
74P14-400		0416332	1	80-400	14x18	652	677	588	32	24	1.800



ADJUSTABLE FREE HAND POINT CLICK WRENCHES

Mechanical Adjustable Free Hand Point Torque Click Wrench with Fixed Ratchet Head



Serial number available laser etched on the wrench and in the label with barcode for easy scanning and recording. Serial number is also included on the declaration of conformity that goes with the tool.

Length free mechanism allows to work with one or two hands or even extensions to reduce the operators effort.

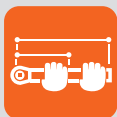
All metal handle with optimum resistance to chemicals, impacts and tough environments.

Ratchet heads with movable square drive to allow operating the wrench CW and CCW. Interchangeable head option available on size 650 N.m with 22mm spigot.

Durable and accurate clicking mechanism working on one single direction at an accuracy of $\pm 3\%$.

Easy to read dual scale in N.m and ft.lb protected by design into a covered window against dirt, wear and tear.

Torque setting Lock-Unlock switch. Sizes from 800 N.m and upwards come with an extension by default.



Free hand point or non-length dependent feature.



Audible click warning to stop applying torque.



Sensible click warning to stop applying torque.



Declaration of conformity comes with the product.



Dual scale display.



Full range on portable blow mould cases.



Spigot type male interchangeable head in 22 mm on 75S.



Movable square drive ratchet head on 75WR model.



Accuracy $\pm 3\%$
Clockwise
Counter clockwise.



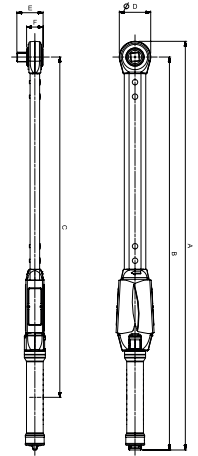


75R3/75R1


Mechanical Adjustable Free Hand Point Torque Click Wrench with Fixed Ratchet Head



- Non length dependant so can be used with or without the supplied extension handle (optional on 650 N.m)
- Large dual scale in N.m/ft.lb
- Range covering from 130 to 1500 N.m / 100 - 1100 ft.lb torque values
- Can be used clockwise or anticlockwise by pushing the square drive of the ratchet head over
- Accurate to $\pm 3\%$ of reading which exceeds the requirements of ISO6789-1:2017
- Exceptionally clear torque signal from unique mechanism
- Push-trhu ratchet heads allowing CW & CCW operation
- Extension handle significantly reduces operator effort to achieve high torque values
- All in portable sturdy blow mould case
- All wrenches come with a factory declaration of conformity traceable to international standards
- ISO 6789
- Made in UK



								A	B	C	D	E	F	
	731415		Nm	ft-lb	in	Nm	ft-lb	mm	mm	mm	mm	mm	mm	
75R3-650	0415205	1	130-650	100-480	3/4"	5	5	856	823	713	66	56	30	4.000
75R3-800	0415212	1	200-800	150-600	3/4"	10	5	1037	999	889	75	58	33	5.200
75R3-1000	0415229	1	300-1000	220-750	3/4"	10	5	1245	1208	1097	75	58	38	5.800
75R1-1500	0415236	1	500-1500	370-1100	1"	10	10	1571	1533	1422	75	66	38	6.700



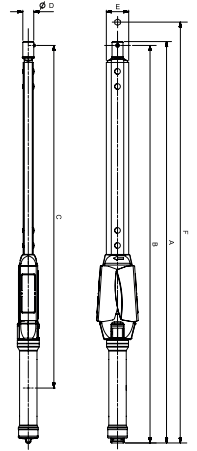


75S-650

Mechanical Adjustable Free Hand Point Torque Click Wrench with Spigot Type Interchangeable Head



- Non length dependant so can be used with or without extension handle (optional)
- Large dual scale in N.m/ft.lb
- Range covering from 130 to 650 N.m / 100 - 480 ft.lb torque values
- Can be used clockwise or anticlockwise by turning the wrench over
- Accurate to $\pm 3\%$ of reading which exceeds the requirements of ISO6789-1:2017
- Exceptionally clear torque signal from unique mechanism
- 22 mm spigot type interchangeable head allowing CW & CCW operations
- Extension handle significantly reduces operator effort to achieve high torque values
- All in portable sturdy blow mould case
- All wrenches come with a factory declaration of conformity traceable to international standards
- ISO 6789
- Made in UK



									A	B	C	E	F	
	75S-650	0415243	1	Nm	ft-lb	mm	Nm	ft-lb	mm	mm	mm	mm	mm	kg
	75S-650	0415243	1	130-650	100-480	22	5	5	807	799	688	45	855	3.600



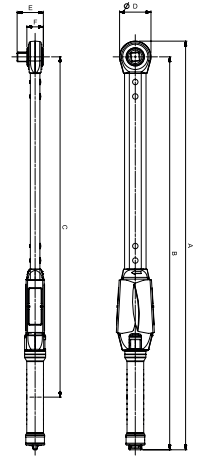


75P3/75P1

Mechanical Preset Free Hand Point Torque Click Wrench with Fixed Ratchet Head



- Non length dependant so can be used with or without the supplied extension handle (optional on 650 N.m)
- Range covering from 130 to 1500 N.m / 100 - 1100 ft.lb torque values
- Can be used clockwise or anticlockwise by pushing the square drive of the ratchet head over
- Accurate to $\pm 3\%$ of reading which exceeds the requirements of ISO6789-1:2017
- Exceptionally clear torque signal from unique mechanism
- Push-trhu ratchet heads allowing CW & CCW operation
- Extension handle significantly reduces operator effort to achieve high toque values
- All in portable sturdy blow mould case
- On request preset wrenches can be set and certified with a declaration of conformity
- ISO 6789
- Made in UK



					A	B	C	D	E	F	
	731415		Nm	in	mm	mm	mm	mm	mm	mm	kg
75P3-650	0415267	1	130-650	3/4"	848	816	713	66	55	35	4.000
75P3-800	0415274	1	200-800	3/4"	1030	992	889	75	58	38	5.200
75P3-1000	0415281	1	300-1000	3/4"	1238	1201	1097	75	58	38	5.700
75P1-1500	0415298	1	500-1500	1"	1563	1526	1423	75	66	38	6.700



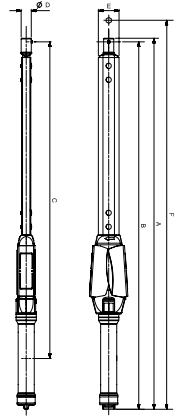


75PS-650

Mechanical Preset Free Hand Point Torque Click Wrench with Spigot Type Interchangeable Head



- Non length dependant so can be used with or without extension handle (optional)
- Range covering from 130 to 650 N.m / 100 - 480 ft.lb torque values
- Can be used clockwise or anticlockwise by turning the wrench over
- Accurate to $\pm 3\%$ of reading which exceeds the requirements of ISO6789-1:2017
- Exceptionally clear torque signal from unique mechanism
- 22 mm spigot type interchangeable head allowing CW & CCW operations
- Extension handle significantly reduces operator effort to achieve high torque values
- All in portable sturdy blow mould case
- On request preset wrenches can be set and certified with a declaration of conformity
- ISO 6789 / Made in UK



					A	B	C	E	F	
75PS-650	731415	1	Nm	mm	mm	mm	mm	mm	mm	kg
			130-650	22	800	792	689	45	848	3.600



75EXT

Extension

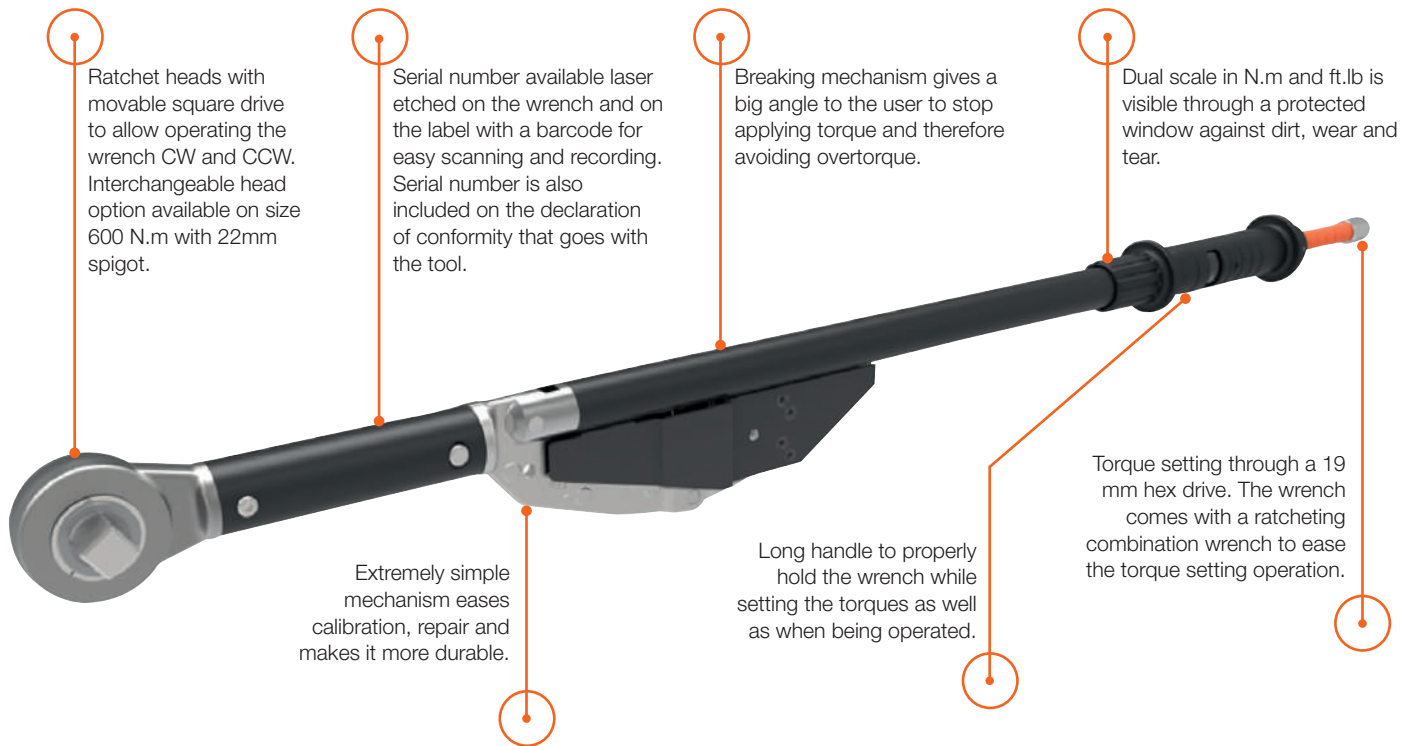
- Free hand point wrenches are non length dependent wrenches, therefore allowing the use of extensions to achieve the target torque
- Extension has a ring in order to lock/unlock the extension to the free hand point wrenches by applying a half turn on it
- Extension handle significantly reduces operator effort to achieve high torque values

			L		
75EXT	731415	1	mm	60	kg
			700		1.600



ADJUSTABLE WINDOW BREAKING WRENCHES

Mechanical Adjustable Window Scale Breaking Torque Wrench with Spigot Type Interchangeable Head



Ratchet heads with movable square drive to allow operating the wrench CW and CCW. Interchangeable head option available on size 600 N.m with 22mm spigot.

Serial number available laser etched on the wrench and on the label with a barcode for easy scanning and recording. Serial number is also included on the declaration of conformity that goes with the tool.

Breaking mechanism gives a big angle to the user to stop applying torque and therefore avoiding overtorque.

Dual scale in N.m and ft.lb is visible through a protected window against dirt, wear and tear.

Extremely simple mechanism eases calibration, repair and makes it more durable.

Long handle to properly hold the wrench while setting the torques as well as when being operated.

Torque setting through a 19 mm hex drive. The wrench comes with a ratcheting combination wrench to ease the torque setting operation.



Break back wrench with bigger angle, longer time to stop after reaching target torque avoids overtorque.



Indicates click warning to stop applying torque.



Breaking system triggers a visual and tactile signal.



Declaration of conformity comes with the product.



Dual scale in N.m / ft.Lb.



Accuracy $\pm 4\%$
Clockwise
Counter clockwise.



Supplied in portable blow mould cases.



Spigot type I/H head.



Fixed push-through ratchet head.

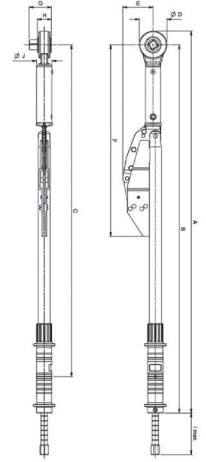


76R3

Mechanical Adjustable Window Scale Breaking Torque Wrench with Spigot Type Interchangeable Head



- When reaching target torque the wrench seems to 'break' in the middle which drastically reduces the risk of overtorque
- Dual scale in N.m/ft.lb
- Range covering from 120 to 1000 N.m / 100 to 750 ft.lb torque values
- Can be used clockwise or anticlockwise by turning the wrench over
- Accurate to $\pm 4\%$ of reading
- Breaking system triggers a visual, tactile and audible signal
- Push-through ratchet heads allowing CW & CCW operation
- Delivered in 2 parts for when storage space is limited such as vehicle tool kits
- Scale is visible and protected by a window on the handle
- All in portable sturdy blow mould case
- All wrenches come with a factory declaration of conformity traceable to international standards
- ISO 6789
- Made in UK



									A	B	C	D	E	F	H	I max	J	
		731415		Nm	ft-lb	in	Nm	ft-lb	mm	mm	mm	mm	mm	mm	mm	mm	mm	kg
76R3-600		0423118	1	120-600	100-450	3/4	10	10	954	69	829	69	75	479	35	105	38	6.600
76R3-800		0422111	1	200-800	150-600	3/4	10	10	1214	1180	1089	69	75	738	35	105	38	7.300
76R3-1000		0422128	1	300-1000	200-750	3/4	20	10	1449	1415	1324	69	75	974	35	105	38	7.900

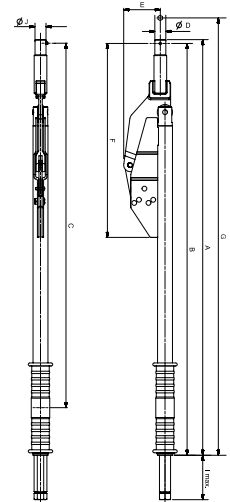


76S-600

Mechanical Adjustable Window Scale Breaking Torque Click Wrench with Spigot Type Interchangeable Head



- When reaching target torque the wrench seems to 'break' in the middle which drastically reduces the risk of overtorque
- Single scale in N.m/ft-lb
- Range covering from 120 to 600 N.m / 100 to 450 ft.lb torque values
- Can be used clockwise or anticlockwise by turning the wrench over
- Accurate to $\pm 4\%$ of reading
- Breaking system triggers a visual, tactile and audible signal
- 22 mm spigot type interchangeable head allowing CW & CCW operations
- Delivered in 2 parts for when storage space is limited such as vehicle tool kits
- Scale is visible and protected by a window on the handle
- All in portable sturdy blow mould case
- All wrenches come with a factory declaration of conformity traceable to international standards
- ISO 6789
- Made in UK



									A	B	C	E	F	G	I max	J	
		731415		Nm	ft-lb	mm	Nm	ft-lb	mm	mm	mm	mm	mm	mm	mm	mm	kg
76S-600		0423125	1	120-600	100-450	22	10	10	927	920	829	75	479	952	105	38	6.600



DIAL WRENCHES

Mechanical Torque Wrench with Dial Scale, Fixed Square Drive Head

Reading dial with memory needle and dual scale in N.m and in.lb or N.m and ft.lb for CW and CCW operations allows the user knowing the torque being applied at every moment as well as pointing the maximum torque reached.

Accuracy $\pm 4\%$ in both directions.

Protected dial against dirt, wear and tear.

Rubber grip on wrench sizes with square drive up to 1/2". Metal handle on sizes above that.

Models 800 and 1400 N.m also available with LED and audio signals.

Fixed square drives from 1/4" to 1" covering torque applications between 0.7 and 1400 N.m.



Audible beep warning to stop applying torque on 7455-800E & 7455-1400E only.



Continuous visual signal with slave pointer showing max torque achieved.



Accuracy $\pm 4\%$ clockwise & counter clockwise.



Declaration of conformity comes with the product.



Dual scale in N.m / lb.in or N.m / ft.Lb.



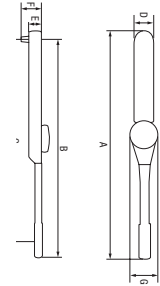
Fixed square drives in all wrench sizes.



7454
**Mechanical Torque Wrench with Dial Scale,
 Fixed Square Drive Head & Plastic Handle**



- Torque is displayed at every single moment during the torque event
- Anti-shock protected dial with Dual scales in N.m/ft.lb and N.m/in.lb (sizes 3.5-35 N.m)
- Torque range covers from 0.7 to 240 N.m and from 6 in.lb to 175 ft.lb values
- Can be used CW and CCW by turning the dial and slave pointer to the correct position
- Controlled torque application events to $\pm 4\%$
- Continuous visual signal with slave pointer showing max torque achieved
- 1/4" to 1/2" fixed square drives across the range
- Rubber handle included on all models
- Delivered in sturdy blow mould cases
- Supplied with Declaration of conformity traceable to international standards
- ISO 6789
- Made in USA



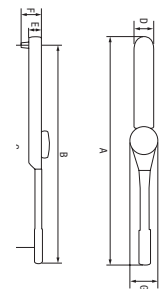
											A	B	C	D	E	F	G	
				Nm	in-lb	ft-lb	in	Nm	in-lb	ft-lb	mm	mm	mm	mm	mm	mm	mm	
7454-3	0119493	1	0.7-3.5	6-30	-	1/4	0.1	0.5	-	292	280	225	28	40	27	72	0.490	
7454-9	0119509	1	1.8-9	14-75	-	1/4	0.2	1	-	292	280	225	28	40	27	72	0.490	
7454-18	0119516	1	3.5-18	30-150	-	3/8	0.5	2	-	292	280	225	28	40	27	72	0.499	
7454-35	0119523	1	7-35	60-300	-	3/8	1	5	-	292	280	225	28	45	27	72	0.499	
7454-70	0119530	1	14-70	-	10-50	3/8	2	-	1	381	355	305	38	45	27	72	0.726	
7454-140	0119547	1	28-140	-	20-100	1/2	2.5	-	2	552	530	465	57	50	37	80	1.680	
7454-240	0119554	1	48-240	-	35-175	1/2	5	-	5	552	530	465	57	50	37	80	1.780	



7454-480/7454-800
**Mechanical Torque Wrench with Dial Scale,
 Fixed Square Drive Head & Metal Handle**



- Torque is displayed at every single moment during the torque event
- Anti-shock protected dial with Dual scales in N.m/ft.lb
- Torque range covers from 100 to 800 N.m and from 70 to 600 ft.lb values
- Can be used CW and CCW by turning the dial and slave pointer to the correct position
- Controlled torque application events to $\pm 4\%$
- Continuous visual signal with slave pointer showing max torque achieved
- 3/4" fixed square drive across the range
- Metal handle on all models
- Delivered in sturdy blow mould or metal cases
- Supplied with Declaration of conformity traceable to international standards
- ISO 6789
- Made in USA



											A	B	C	D	E	F	G	
				Nm	ft-lb	in	Nm	ft-lb			mm	mm	mm	mm	mm	mm	mm	
7454-480	0119578	1	100-480	70-350	3/4	10	10	711	680	630	57	70	38	72	2.611			
7454-800	0119585	1	160-800	120-600	3/4	20	10	1194	1160	1110	64	70	38	72	1.194			

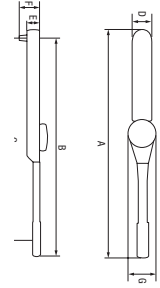




7454-1400
**Mechanical Torque Wrench with Dial Scale,
 Fixed Square Drive Head & 2 Sections Handle**



- Torque is displayed at every single moment during the torque event
- Anti-shock protected dial with Dual scales in N.m/ft.lb
- Can be used CW and CCW by turning the dial and slave pointer to the correct position
- Controlled torque application events to $\pm 4\%$
- Continuous visual signal with slave pointer showing max torque achieved
- 1" fixed square drive
- Delivered in 2 pieces which need to be assembled for use and calibration
- Delivered in sturdy metal case with foam
- Supplied with Declaration of conformity traceable to international standards
- ISO 6789
- Made in USA



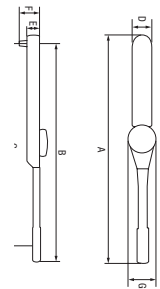
								A	B	C	D	E	F	G	
7454-1400	0119592	1	Nm	ft-lb	in	Nm	ft-lb	mm	mm	mm	mm	mm	mm	mm	kg
			275-1400	200-1000	1	25	20	1880	1790	1740	64	85	50	76	13.620



7454-800E
**Mechanical Torque Wrench with Dial
 Scale/LED & Fixed Square Drive Head**



- Torque is displayed at every single moment during the torque event
- Anti-shock protected dial with Dual scale in N.m/ft.lb
- Can be used CW and CCW by turning the dial to the correct position
- Controlled torque application events to $\pm 4\%$
- Audible and visual signal (LED+dial) alerts user target torque achieved
- 3/4" fixed square drive
- Metal handle
- Delivered in sturdy blow mould or metal case
- Supplied with Declaration of conformity traceable to international standards
- Made in USA
- ISO 6789



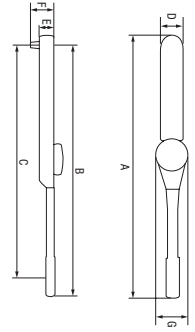
								A	B	C	D	E	F	G	
7454-800E	0119608	1	Nm	ft-lb	in	Nm	ft-lb	mm	mm	mm	mm	mm	mm	mm	kg
			0-800	0-600	3/4	20	10	1194	1160	1110	57	70	38	72	4.585



7454-1400E
Mechanical Torque Wrench with Dial Scale/LED & Fixed Square Drive Head & 2 Sections Handle



- Torque is displayed at every single moment during the torque event
- Anti-shock protected dial with Dual scale in N.m/ft.lb
- Can be used CW and CCW by turning the dial to the correct position
- Controlled torque application events to $\pm 4\%$
- Audible and visual signal (LED+dial) alerts user target torque achieved
- 1" fixed square drive
- Delivered in 2 pieces which need to be assembled for use and calibration
- Delivered in sturdy metal case
- Supplied with Declaration of conformity traceable to international standards
- ISO 6789
- Made in USA



	731415	Qty	Nm	ft-lb	in	Nm	ft-lb	A	B	C	D	E	F	G				
								mm	mm	mm	mm	mm	mm	mm	mm	mm	mm	kg
7454-1400E	0119592	1	275-1400	200-1000	1	25	20	1870	1840	1340	55	85	50	76				13.620





ENG114848

AHCO



Bahco's digital torque wrenches are the solution for the highest requirements, like accuracy, precision, speed of use, data record and transfer and no over-torque. They do the job of multiple torque wrenches. They are easy to use, easy to set and easy to recalibrate.

Any user of a mechanical torque wrench will immediately understand the benefits of using a digital torque wrenches. On top of it, also responsible of production lines, quality control technicians and laboratory calibration technicians will benefit on the usage of the digital torque wrench to improve productivity, facilitate calibration and for a better control.

Torque-Angle Torque Wrenches are used for torque to yield applications which are specified predominantly for cylinder head bolts but also for main bearing caps and suspension components. These wrenches apart from measuring torque, they also measure angle of rotation in a programmed sequence.

Additionally, for working in low light settings such as at night or in a dimly lit auto repair shop, you may find that a backlit display is hugely beneficial.

DIGITAL TORQUE WRENCHES

- *Torque Angle with Memory Slim*
- *Torque Angle with Memory*
- *Torque Angle Slim*
- *Torque Angle*
- *Torque*



TORQUE ANGLE WITH MEMORY SLIM

Electronic Torque & Angle Slim Wrench with Memory/USB



Range	CW	CCW
20% to 100%	$\pm 2\%$	$\pm 3\%$
5% to 19%	$\pm 4\%$	$\pm 6\%$



Digital torque reading wrench to know the torque/angle being applied at every moment.



Plug & play data download to excel through cable with USB connector.



Accuracy (see table).



Audible beep warning to stop applying force when reaching target torque.



Sensitive vibration warning to stop applying force when reaching target torque.



Visual warnings:
 · Progressive yellow LED light indicating 40%, 60%, 80% of target torque achieved.
 · Green LED light indicating target torque achieved.
 · Red LED indicating overtorque.



Declaration of conformity comes with the product.



Multiple units available ft.lb, in.lb, in-oz (depending on the range)
 · Kg.m, Kg.cm, dN.m, cN.m (depending on the range).



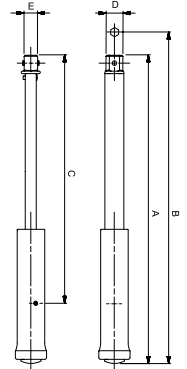
Fixed ratchet head and rectangular type I/H head.














TAWM930M/TAWM912M
Electronic Torque & Angle Slim Wrench with Memory/USB
& Rectangular Type Interchangeable Head



- Torque Units in N.m, kg.cm, dN.m, ft.lb, lb.in (cN.m & in.oz depending on range) and Angle units in degrees
- Torque range covers from 0.6 to 30 N.m and from 5.3 to 265 in.lb
- It can be used CW and CCW at temperatures between 5°C and 42°C
- Memory capacity of 50 readings and up to 10 presets
- Torque, Angle, Torque then angle and preset Modes
- Counter
- Data and set value retention during battery exchange
- Programmable automatic shut-off time
- More advanced configurations and settings available in user manual
- Accurate to $\pm 2\%$ CW and 3% CCW between 20% and 100% of max torque
- Visual (dual LEDs+backlit LCD display), audio and vibration signal
- 9x12 female rectangular interchangeable head receiver
- All in metal body and bezel for higher strength and duration
- Metal handle with reverse threaded end cap to enclose AA alkaline batteries (included)
- Supplied in sturdy blow mould case
- Supplied with a factory declaration of conformity traceable to International Standards and CE marking
- 2014/30/EC , ISO 6789
- Made in USA



		 731415		 Nm	 in-lb	 ft-lb		 Nm	 in-lb	 ft-lb	A mm	B mm	C mm	D mm	E mm	
TAWM912M		0423132	1	0.6-12	5.3-106	0.44-8.85	9x12	0,01	0,1	0,01	259	277	211	25	19	0.390
TAWM930M		0422241	1	1.5-30	13.2-265	1.1-22.1	9x12	0,01	0,1	0,01	259	277	211	25	19	0.390



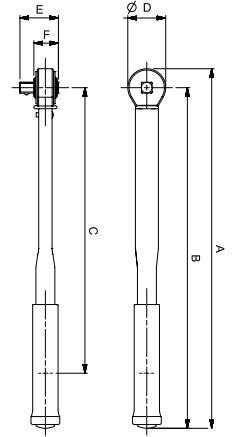


TAWM1430M/TAWM1412M

Electronic Torque & Angle Slim Wrench with Memory/USB & Fixed Ratchet Head



- Torque Units in N.m, kg.cm, dN.m, ft.lb, lb.in and Angle units in degrees
- Torque range covers from 0.6 to 30 N.m and from 5.3 to 265 in.lb
- It can be used CW and CCW at temperatures between 5°C and 42°C
- Memory capacity of 1500 readings and up to 50 presets
- Plug&play USB data download to excel format
- Torque, Angle, Torque and Angle, Torque then angle, preset and job Modes
- Counter
- Data and set value retention during battery exchange
- Programmable automatic shut-off time
- More advanced configurations and settings available in user manual
- Accurate to $\pm 2\%$ CW and 3% CCW between 20% and 100% of max torque
- Visual (dual LEDs+backlit LCD display), audio and vibration signal
- $\frac{1}{4}$ " square drive 40 teeth fixed ratchet head
- All in metal body and bezel for higher strength and duration
- Metal handle with reverse threaded end cap to enclose AA alkaline batteries (included)
- Supplied in sturdy blow mould case
- Supplied with a factory declaration of conformity traceable to International Standards and CE marking
- 2014/30/EC , ISO 6789
- Made in USA



				Nm	ft-lb	in-lb	in	Nm	ft-lb	in-lb	A	B	C	D	E	F	
TAWM1412M	0423149	1	0.6-12	0.44-8.85	5.3-106	1/4	0,01	0,01	0,1	292	280	232	22	21	12	12	0.405
TAWM1430M	0422265	1	1.5-30	1.1-22.1	13.2-265	1/4	0,01	0,01	0,1	292	280	232	22	21	12	12	0.405



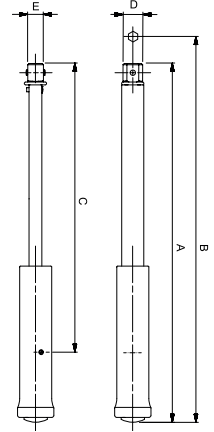


TAWM9_14_24

Electronic Torque & Angle Wrench with Memory/USB & Rectangular Type Interchangeable Head



- Torque Units in N.m, kg.cm, dN.m, ft.lb, lb.in and Angle units in degrees
- Torque range covers from 7 to 800 N.m and from 5.1 to 590 ft.lb
- It can be used CW and CCW at temperatures between 5°C and 42°C
- Memory capacity of 1500 readings and up to 50 presets
- Plug&play USB data download to excel format
- Torque, Angle, Torque and Angle, Torque then angle, preset and job Modes
- Counter
- Data and set value retention during battery exchange
- Programmable automatic shut-off time
- Programmable Recalibration warning
- More advanced configurations and settings available in user manual
- Accurate to $\pm 2\%$ CW and 3% CCW between 20% and 100% of max torque
- Visual (dual LEDs+backlit LCD display), audio and vibration signal
- With 9x12, 14x18 and 24x32 female rectangular interchangeable head receivers
- All in metal body and bezel for higher strength and duration
- Metal handle with reverse threaded end cap to enclose AA alkaline batteries (included)
- Supplied in sturdy blow mould case
- Supplied with a factory declaration of conformity traceable to International Standards and CE marking
- 2014/30/EC , ISO 6789
- Made in USA



	731415			Nm	in-lb	ft-lb	mm	Nm	in-lb	ft-lb	A mm	B mm	C mm	D mm	E mm	
TAWM9135	0340828	1	7-135	62-1194	5.2-99.5	9x12	1	1	1	450	468	370	25	19	1.170	
TAWM14340	0340835	1	17-340	150.5-3009	12.5-250	14x18	1	1	1	610	635	530	29	25	1.565	
TAWM24800	0368280	1	40-800	354-7080	29.5-590	24x32	1	1	1	1180	1215	1035	55	40	4.100	



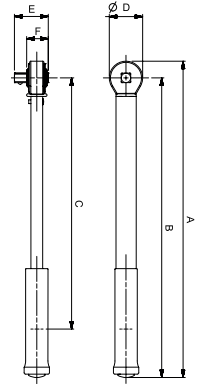


TAWM

Electronic Torque & Angle Wrench with Memory/USB & Fixed Ratchet Head



- Torque Units in N.m, kg.cm, dN.m, ft.lb, lb.in and Angle units in degrees
- Torque range covers from 7 to 800 N.m and from 5.1 to 590 ft.lb
- It can be used CW and CCW at temperatures between 5°C and 42°C
- Memory capacity of 1500 readings and up to 50 presets
- Plug&play USB data download to excel format
- Torque, Angle, Torque and Angle, Torque then angle, preset and job Modes
- Counter |Data and set value retention during battery exchange
- Programmable automatic shut-off time
- Programmable Recalibration warning
- More advanced configurations and settings available in user manual
- Accurate to $\pm 2\%$ CW and 3% CCW between 20% and 100% of max torque
- Visual (dual LEDs+backlit LCD display), audio and vibration signal
- 40 teeth fixed ratchet heads from 1/4" to 3/4" square drives
- All in metal body and bezel for higher strength and duration
- Metal handle with reverse threaded end cap to enclose AA alkaline batteries (included)
- Supplied in sturdy blow mould case
- Supplied with a factory declaration of conformity traceable to International Standards and CE marking
- 2014/30/EC , ISO 6789
- Made in USA



											A	B	C	D	E	F	
				Nm	in-lb	ft-lb	in	Nm	in-lb	ft-lb	mm	mm	mm	mm	mm	mm	
TAWM38135	0274918	1	7-135	62-1194	5.2-99.5	3/8	1	1	1	475	460	380	28	28	15	1.280	
TAWM12340	0274925	1	17-340	150.5-3009	12.5-250	1/2	1	1	1	670	650	570	35	35	18	1.970	
TAWM34800	0274932	1	40-800	354-7080	29.5-590	3/4	1	1	1	1235	1198	1053	60	55	40	4.850	



TORQUE ANGLE SLIM

Electronic Torque & Angle Slim Wrench with fixed ratcheted head



Range	CW	CCW
20% to 100%	±2%	±3%
10% to 19%	±4%	±6%
5% to 9%	±8%	±10%



Digital torque reading wrench to know the torque/angle being applied at every moment.



Sensitive vibration warning to stop applying force when reaching target torque.



Accuracy: see table above.



Audible beep warning to stop applying force when reaching target torque.



Multiple units available ft.lb, in.lb, in-oz (depending on the range) · Kg.m, Kg.cm, dN.m, cN.m (depending on the range).



Visual warnings:
· Yellow LED light indicating 80% of target torque achieved.
· Green LED light indicating target torque achieved.
· Red LED indicating overtorque.



Declaration of conformity comes with the product.



Fixed ratchet head with quick release up to 1/2" square drive.



Rectangular type interchangeable head in 9x12, 14x18 & 24x32 sizes.



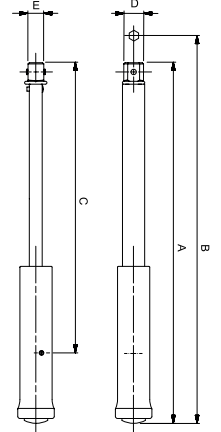


TAW930M/TAW912M

Electronic Torque & Angle Slim Wrench with Rectangular Type Interchangeable Head



- Torque Units in N.m, kg.cm, dN.m, ft.lb, lb.in and Angle units in degrees
- Torque range covers from 0.6 to 30 N.m and from 5.3 to 265 in.lb
- It can be used CW and CCW at temperatures between 5°C and 42°C
- Memory capacity of 50 readings and up to 10 presets
- Torque, Angle, Torque then angle and preset Modes
- Counter
- Data and set value retention during battery exchange
- Programmable automatic shut-off time
- More advanced configurations and settings available in user manual
- Accurate to $\pm 2\%$ CW and 3% CCW between 20% and 100% of max torque
- Visual (dual LEDs+backlit LCD display), audio and vibration signal
- 9x12 female rectangular interchangeable head receiver
- All in metal body and bezel for higher strength and duration
- Metal handle with reverse threaded end cap to enclose AA alkaline batteries (included)
- Supplied in sturdy blow mould case
- Supplied with a factory declaration of conformity traceable to International Standards and CE marking
- 2014/30/EC , ISO 6789
- Made in USA



		731415		Nm	in·lb	ft·lb	mm	Nm	in·lb	ft·lb	A mm	B mm	C mm	D mm	E mm	
TAW912M	0423163	1	0.6-12	5.3-106	0.44-8.85	9x12	0,01	0,1	0,01	259	277	211	25	19	0.390	
TAW930M	0422319	1	1.5-30	13.2-265	1.1-22.1	9x12	0,01	0,1	0,01	259	277	211	25	19	0.390	

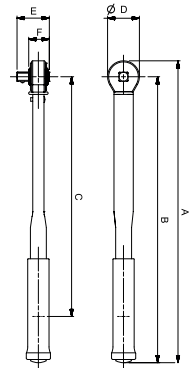




TAW1430M/TAW1412M
Electronic Torque & Angle Slim
Wrench with Fixed Ratchet Head



- Torque Units in N.m, kg.cm, dN.m, ft.lb, lb.in and Angle units in degrees
- Torque range covers from 0.6 to 30 N.m and from 5.3 to 265 in.lb
- It can be used CW and CCW at temperatures between 5°C and 42°C
- Memory capacity of 50 readings and up to 10 presets
- Torque, Angle, Torque then angle and preset Modes
- Counter
- Data and set value retention during battery exchange
- Programmable automatic shut-off time
- More advanced configurations and settings available in user manual
- Accurate to $\pm 2\%$ CW and 3% CCW between 20% and 100% of max torque
- Visual (dual LEDs+backlit LCD display), audio and vibration signal
- $\frac{1}{4}$ " square drive 40 teeth fixed ratchet head
- All in metal body and bezel for higher strength and duration
- Metal handle with reverse threaded end cap to enclose AA alkaline batteries (included)
- Supplied in sturdy blow mould case
- Supplied with a factory declaration of conformity traceable to International Standards and CE marking
- 2014/30/EC , ISO 6789
- Made in USA



											A	B	C	D	E	F	
	731415			Nm	in-lb	ft-lb	in	Nm	in-lb	ft-lb	mm	mm	mm	mm	mm	mm	
TAW1412M	0423156	1	0.6-12	5.3-106	0.44-8.85	1/4	0,01	0,1	0,01	0,01	292	280	232	22	21	12	0.405
TAW1430M	0422289	1	1.5-30	13.2-265	1.1-22.1	1/4	0,01	0,1	0,01	0,01	292	280	232	22	21	12	0.405



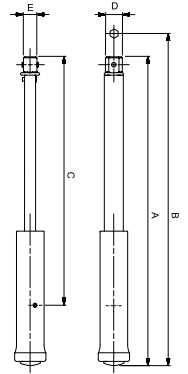


TAW9_14_24

Electronic Torque & Angle Wrench with Rectangular Type Interchangeable Head



- Torque Units in N.m, kg.cm, dN.m, ft.lb, lb.in and Angle units in degrees
- Torque range covers from 0.6 to 30 N.m and from 5.3 to 265 in.lb
- It can be used CW and CCW at temperatures between 5°C and 42°C
- Memory capacity of 50 readings and up to 10 presets
- Torque, Angle, Torque then angle and preset Modes
- Counter
- Data and set value retention during battery exchange
- Programmable automatic shut-off time
- Programmable Recalibration warning
- More advanced configurations and settings available in user manual
- Accurate to $\pm 2\%$ CW and 3% CCW between 20% and 100% of max torque
- Visual (dual LEDs+backlit LCD display), audio and vibration signal
- With 9x12, 14x18 and 24x32 female rectangular interchangeable head receivers
- All in metal body and bezel for higher strength and duration
- Metal handle with reverse threaded end cap to enclose AA alkaline batteries (included)
- Supplied in sturdy blow mould case
- Supplied with a factory declaration of conformity traceable to International Standards and CE marking
- 2014/30/EC , ISO 6789
- Made in USA



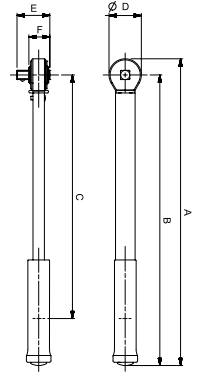
		731415		Nm	in-lb	ft-lb	mm	Nm	in-lb	ft-lb	A mm	B mm	C mm	D mm	E mm	kg
TAW9135	0340859	1	7-135	62-1194	5.2-99.5	9x12	1	1	1	450	468	370	25	19	1.170	
TAW14340	0340842	1	17-340	150.5-3009	12.5-250	14x18	1	1	1	610	635	530	29	25	1.910	
TAW24800	0368297	1	40-800	354-7080	29.5-590	24x32	1	1	1	1180	1215	1035	55	40	4.000	



TAW
Electronic Torque & Angle Wrenc
with Fixed Ratchet Head



- Torque Units in N.m, kg.cm, dN.m, ft.lb, lb.in and Angle units in degrees
- Torque range covers from 7 to 800 N.m and from 5.1 to 590 ft.lb
- It can be used CW and CCW at temperatures between 5°C and 42°C
- Memory capacity of 50 readings and up to 10 presets
- Torque, Angle, Torque then angle and preset Modes
- Counter
- Data and set value retention during battery exchange
- Programmable automatic shut-off time
- Programmable Recalibration warning
- More advanced configurations and settings available in user manual
- Accurate to $\pm 2\%$ CW and 3% CCW between 20% and 100% of max torque
- Visual (dual LEDs+backlit LCD display), audio and vibration signal
- 40 teeth fixed ratchet heads from $\frac{1}{4}$ " to $\frac{3}{4}$ " square drives
- Bezel in ABS and all metal body for higher strength and duration
- Metal handle with reverse threaded end cap to enclose AA alkaline batteries (included)
- Supplied in sturdy blow mould case
- Supplied with a factory declaration of conformity traceable to International Standards and CE marking
- 2014/30/EC , ISO 6789
- Made in USA



											A	B	C	D	E	F	
		731415		Nm	in-lb	ft-lb	in	Nm	in-lb	ft-lb	mm	mm	mm	mm	mm	mm	
TAW38135	0274956	1	7-135	62-1194	5.2-99.5	3/8	1	1	1	475	460	380	28	28	15	1.270	
TAW12340	0274963	1	17-340	150.5-3009	12.5-250	1/2	1	1	1	670	650	570	35	35	18	1.910	
TAW34800	0285471	1	40-800	354-7080	29.5-590	3/4	1	1	1	1235	1198	1053	60	55	40	4.850	



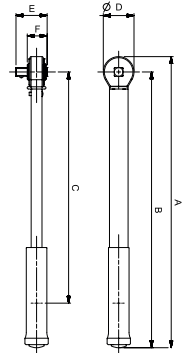


IZO-D

Electronic Torque Wrench with Rectangular Type Interchangeable Head



- Torque Units in N.m, ft.lb, lb.in
- Range covers from 3 to 340 N.m and from 2.2 to 250 ft.lb
- It can be used CW and CCW at temperatures between 5°C and 42°C
- Data and set value retention during battery exchange
- Automatic shut-off and auto zero check on power up
- More information available in user manual
- Accuracy $\pm 2\%$
- Visual, audio and vibration signal
- With female rectangular interchangeable heads and 60 teeth ratchet head
- 2 component comfortable plastic handle with capacity for 3 AA alkaline batteries (included) and end cap with hole to allow hanging the tool
- Supplied in sturdy blow mould case
- Supplied with a factory declaration of conformity traceable to International Standards and CE marking
- 2014/30/EC , ISO 6789
- Made in USA



		 731415		 Nm	 in-lb	 ft-lb	 in	 Nm	 in-lb	 ft-lb	A mm	B mm	C mm	D mm	E mm	F mm	 kg
IZO-D-30	1846824	1	3-30	26.6-265.5	2.21-22.13	9x12	0,1	1	0,1	425	405	360	35	30	22	0.9	
IZO-D-135	1845827	1	13.5-135	62-1195	10-99.57	9x12	1	1	1	465	450	340	35	35	20	1.010	
IZO-D-200	1846831	1	20-200	177-1770	14.75-147.50	14x18	1	1	1	555	530	430	35	37	25	1.3	
IZO-D-340	1846848	1	34-340	301-3009	25.07-250.80	14x18	1	1	1	665	650	585	30	37	23	1.525	



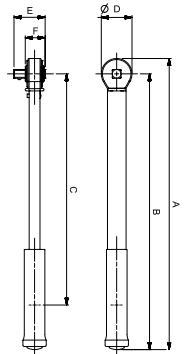


IZO-DR

Electronic Torque Wrench with Fixed Ratchet Head



- Torque Units in N.m, ft.lb, lb.in
- It can be used CW and CCW at temperatures between 5°C and 42°C
- Data and set value retention during battery exchange
- Automatic shut-off and auto zero check on power up
- More information available in user manual
- Accuracy $\pm 2\%$
- Visual, audio and vibration signal
- Fixed ratchet head with 32 teeth
- 2 component comfortable plastic handle with capacity for 3 AA alkaline batteries (included) and end cap with hole to allow hanging the tool
- Supplied in sturdy blow mould case
- Supplied with a factory declaration of conformity traceable to International Standards and CE marking
- 2014/30/EC , ISO 6789
- Made in USA



IZO-DR-810	1846817	1	81-810	716.9-7169	59.74-5974.2	3/4	1	1	1	A	B	C	D	E	F	kg
			Nm	in-lb	ft-lb	in	Nm	in-lb	ft-lb	mm	mm	mm	mm	mm	mm	
										1265	1225	1185	60	55	30	4.520








Professional and simple solution for measuring angles while using a torque wrench or transforming a ratchet into a digital torque and angle measurement tool.

For the angle meters, simply fix the measuring attachment onto the Bahco torque wrench via the magnetic base and you can measure the angle quickly and easily without having to put down the wrench. They occupy no space in the tool box, very light and ideal to use for technicians always on the road.

TORQUE AND ANGLE ADAPTORS

- *Digital Torque & Angle Adaptor*
- *Digital Angle Meter*
- *Angle Meter*



DIGITAL TORQUE & ANGLE ADAPTORS

Electronic Torque & Angle Meter

Accuracy $\pm 4\%$ in both directions.

Peak & track modes. Multiple units of measure. Up to 50 stored values and up to 9 presets.

Buzzer makes sounds when approaching and continuous sound when target torque is reached.

Works with 2x AA batteries.

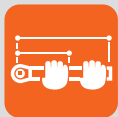


Progressive color LED.

0-360° angle measurement. When target angle is reached, the final torque and angle values are shown.

Fixed square drives from 1/4" to 1/2" covering torque applications between 1.5 N.m to 340N.m across the range.

Easy to use and easy to set. Precision and quick settings.



Free hand point or non-length dependent feature.



Audible beep warning to stop applying torque.



Visual warnings:
· Progressive LEDs
· LCD screen.



Declaration of conformity comes with the product.



Multiple units of measurement:
N.m, ft.lb, in.lb.



Accuracy $\pm 4\%$ in clock wise and counter clockwise direction.



Full range in hanging color box, fabric pouch and foam inlay.



Fixed square drive. To use it with any kind of ratchet.



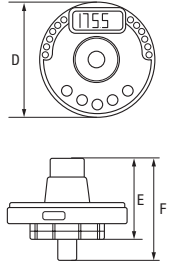
Digital torque reading wrench to know the torque/angle being applied at every moment.



TAM
Electronic Torque & Angle Meter



- Transforms any standard ratchet, sliding T handle or break bar into a digital torque and angle measuring tool
- Torque Units in N.m, ft.lb, lb.in and Angle units in degrees
- Range covers from 1.5 to 340 N.m and from 13 in.lb to 250 ft.lb
- It can be used CW and CCW at temperatures between -10°C and +60°C
- Memory for 50 operations and up to 9 Presets
- Peak and track Modes
- Automatic shut-off
- 2 AAA Alkaline Batteries included
- More information in user manual
- ±4% CW & CCW
- Visual (dual LEDs + LCD Display) and audio signal
- ¼" to ½" fixed square drives
- Supplied in a portable fabric zip case with foam inlay into a retail cardboard box
- Supplied with a factory declaration of conformity traceable to International Standards and CE marking
- 2004/108/EC , ISO 6789



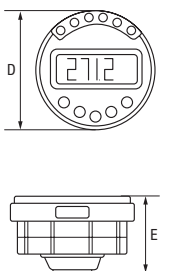
													D mm	E mm	F mm	
		731415		Nm	in·lb	ft·lb	in	in	Nm	in·lb	ft·lb	°				
TAM1430	0215317	1	1,5-30	13-266	1-22	1/4	1/4	0,01	0,1	0,01	0-360°	90	60	60	0.170	
TAM38135	0215324	1	6,8-135	60-1194	5-100	3/8	3/8	1	1	1	0-360°	80	65	65	0.220	
TAM12135	0215331	1	6,8-135	60-1194	5-100	1/2	1/2	1	1	1	0-360°	80	70	60	0.250	
TAM12200	0215348	1	10-200	88,5-1770	7,4-147,5	1/2	1/2	1	1	1	0-360°	80	70	65	0.250	
TAM12340	0215355	1	17-340	150,5-3009	12,5-251	1/2	1/2	1	1	1	0-360°	85	70	65	0.240	



MAM
Electronic Angle Meter



- Allows any torque wrench or standard tool to measure angle
- Angle units in degrees
- It can be used CW and CCW at temperatures between -10°C and +60°C
- Capacity for up to 9 Presets
- Automatic shut-off
- 2 AAA alkaline Batteries included
- More information in user manual
- Accuracy ±2% for a 90° rotation at 30°/s
- Visual (LEDs + LCD Display) and audio signal
- Includes a powerful magnet to easily attach the angle meter to any tool
- Supplied in a portable fabric zip case with foam inlay into a retail cardboard box
- Supplied with a factory declaration of conformity traceable to International Standards and CE marking
- 2004/108/EC, ISO 6789



					D mm	E mm	
		731415		°			
MAM50M	0215300	1		0-360	56	40	0.060

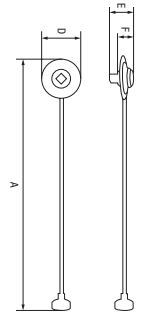




7851-M/8951-M
Angle Meter with Magnet



- Allows any torque wrench or standard tool to measure angle
- Angle units in degrees
- It can be used CW and CCW
- Continuous visual signal on dial
- Available with 1/2" and 3/4" square drives
- Flexible arm and magnetic fixing



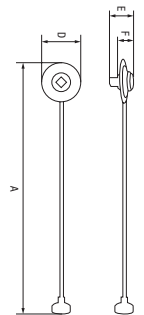
				A mm	D mm	E mm	F mm	
7851-M	0124893	1	1/2	490	80	40	30	0.370
8951-M	0124916	1	3/4	490	80	40	30	0.550




7851-G
Angle Meter with Clamp



- Allows any torque wrench or standard tool to measure angle
- Angle units in degrees
- It can be used CW and CCW
- Continuous visual signal on dial
- Available with 1/2" square drive
- Flexible arm and clamp fixing



				A mm	D mm	E mm	F mm	
7851-G	0124909	1	1/2	555	80	40	30	0.350









The Advanced Easy tester provides the complete solution for torque tool check, data logging and data management. They are designed to calibrate Torque screwdrivers and small Torque Wrenches.

An easy to use tester that simplifies the complexity of using a calibration system.

TORQUE TESTERS

• *Advanced Easy Tester*

TORQUE TESTERS

Multifunctional Testers

Accuracy $\pm 1\%$ CW.

Allows up to 10 target torque settings and respective tolerances.

1/2" square drive for TEA350 and 27 mm male hex drive for TEA1100.

Can be connected to an external PC or tablet for data storage.



Peak, 1st peak & track operational modes.

Easy to use 4 buttons interface.

IP40 solid particle protection.



Micro USB socket allows 2 way communication to PC or tablet.

Powered via micro USB socket through supplied multing charger or optional USB power packs, PC USB output or vehicles.



Factory calibration certificate supplied with the product. Optional UKAS certificate in CW & CCW working directions.



Audible beep warning to stop applying force when target torque is reached.



Visual warnings:
· Value on screen.
· Progressive line on screen.



Full range on portable blow mould cases.



Multiple measurement units: N.m, ft.lb, in.lb.



$\pm 1\%$ CW optional also CCW with UKAS certificate.



Female 1/2" square chive on 350 N.m size and 27mm male hex on 1100 N.m size.















Digital torque reading to know the torque being applied at every moment.



TEA
Multifunctional Testers



- Ideal tool for checking torque wrenches in workshops, garages and production lines
- Units of measure: Nm, lbf.ft, lbf.in
- Torque range: 10 N.m - 1100 N.m over 2 models
- Easy to use (4 button interface)
- It can be used CW at temperature range -10°C / +50°C
- Allows up to 10 target torque settings and respective tolerances
- NO internal memory but can be connected to an external PC or tablet for data storage
- Micro-USB socket allows 2 way communication to PC or tablet.
- Operational modes: Peak, 1st peak and track
- Accuracy $\pm 1\%$ CW
- Visual (backlit LCD display) and audio signal
- 350 N.m model with 1/2" female square drive, 1100 N.m model with 27 mm male hex
- IP40
- Horizontal & vertical mounting options
- Powered via Micro-USB socket. Can also be powered from: USB power packs, PC USB output & vehicles via USB. Includes 110/220V universal charger
- Supplied in sturdy plastic case with foam
- Supplied with a factory declaration of conformity traceable to International Standards and CE marking
- 2014/30/EC , ISO 6789
- Made in UK

												
TEA350	0422210	1	10-350	89-3098	7.4-258.1	1/2	-	0,1	1	0,1	2.7	
TEA1100	0423170	1	50-1100	443-9736	36.9-811.3	-	27	1	1	0,1	3.9	







Insert tools allow you to choose the right head for the job to be done. From different type of ratchet heads like reversible round type head ratchets, pear type with and without quick release, push-through ratchet heads, the most accessible fixed square drive heads, to open end, ring end, flare nut end wrench inserts and adaptors.

There are two types of interchangeable head connections in different sizes and to cover application needs up to 2700 Nm.

All torque wrenches are offered as standard with a quality ratchet. For applications where interchangeable end fittings are required, 'Torque Handles', which allow for interchangeable spanner fittings, are also available in various models up to 650 N.m.

INSERT TOOLS

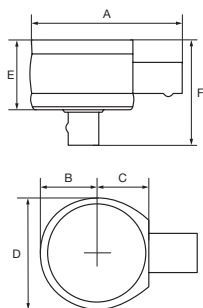
- *Rectangular Connector Ratchet & Fixed Square Drive*
- *Rectangular Connector Wrenches*
- *Rectangular Connector Adaptor*
- *Round Spigot Connector Ratchet & Fixed Square Drive*
- *Round Spigot Connector Wrenches*








9/14/24/27R

Round Type Ratchet Head with Rectangular Connector



- Round type reversible ratchet with 45 teeth
- Insert is fixed to the torque wrench by a spring loaded retractable pin
- Full range covers from 9x12 to 27x36 receivers, from 1/4 to 1 inch square drives, from 30 N.m max torque to 2500 N.m
- Suitable for 7465, 74W9, 74W14, 74P9, 74P14, IZO-D, TAW9, TAW14, TAW24, TAWM9, TAWM14, TAWM24 wrenches



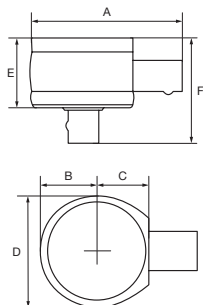
							A	B	C	D	E	F	
		731415		in	mm		mm	mm	mm	mm	mm	mm	g
9R-1/4	0365890	1	1/4	9x12	30	49	15	18	30	16	29	120	
9R-3/8	0365906	1	3/8	9x12	135	53	19	18	38	21	40	200	
9R-1/2	0365913	1	1/2	9x12	160	54	20	18	40	21	43	220	
14R-1/2	0365920	1	1/2	14x18	340	70	20	25	40	21	43	300	
14R-3/4	0365937	1	3/4	14x18	420	70	20	25	40	21	51	340	
24R-3/4	0365944	1	3/4	24x32	1000	106	30	35	60	32	62	1030	
24R-1	0365951	1	1	24x32	1200	106	30	35	60	32	68	1120	
27R-1	0365968	1	1	27x36	2500	127	36	50	72	42	78	1910	








9/14/24/27T

Push Through Square Type Ratchet Head with Rectangular Connector



- Push-through square drive to allow working CW and CCW without removing the head from the wrench on single direction wrenches
- Ratchet heads with 60 teeth
- Insert is fixed to the torque wrench by a spring loaded retractable pin
- Full range covers from 9x12 to 27x36 receivers, from 1/4 to 1 inch square drives, from 30 N.m max torque to 2500 N.m
- Suitable for 7465, 74W9, 74W14, 74P9, 74P14, IZO-D, TAW9, TAW14, TAW24, TAWM9, TAWM14, TAWM24 wrenches
- Sizes with * in torque length require target torque setting calculation



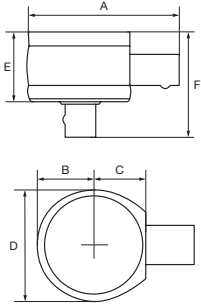
							A	B	C	D	E	F	
		731415		in	mm		mm	mm	mm	mm	mm	mm	kg
9T-1/4	0366095	1	1/4	9x12	30	61	20	25*	40	17	34	0.220	
9T-3/8	0366101	1	3/8	9x12	135	61	20	25*	40	17	36	0.220	
9T-1/2	0366118	1	1/2	9x12	160	63	21	25*	42	17	40	0.260	
14T-1/2	0366125	1	1/2	14x18	340	72	21	25	42	17	40	0.205	
14T-3/4	0366132	1	3/4	14x18	420	99	35	39*	69	26	58	0.940	
24T-3/4	0366149	1	3/4	24x32	1000	115	35	39*	69	26	58	1.130	
24T-1	0366156	1	1	24x32	1200	138	46	50*	91	32	73	2.180	
27T-1	0366163	1	1	27x36	2500	138	46	50	91	32	73	2.255	

9/14P

Pear Type Ratchet Head with Rectangular Connector



- Pear type reversible ratchet with 22-30 teeth
- Insert is fixed to the torque wrench by a spring loaded retractable pin
- Range covers from 9x12 to 14x18 receivers, from 1/4 to 1/2 inch square drives, from 30 to 340 N.m
- Suitable for 7465, 74W9, 74W14, 74P9, 74P14, IZO-D, TAW9, TAW14, TAWM9, TAWM14 wrenches
- Sizes with * in torque length require target torque setting calculation



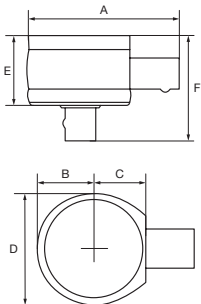
							A	B	C	D	E	F	kg
		731415		in	mm	máx	mm	mm	mm	mm	mm	mm	
9P-1/4	0366033	1	1/4	9x12	30	75	19	40*	38	19	29	0.240	
9P-3/8	0366040	1	3/8	9x12	135	75	19	40*	38	19	32	0.240	
9P-1/2	0366057	1	1/2	9x12	160	77	21	40*	42	19	35	0.290	
14P-1/2	0366064	1	1/2	14x18	340	86	21	40*	42	19	35	0.380	

9/14Q

Pear Type Ratchet Head with Quick Release & Rectangular Connector



- Quick release pear type reversible ratchet with 22-30 teeth
- Insert is fixed to the torque wrench by a spring loaded retractable pin
- Range covers from 9x12 to 14x18 receivers, from 1/4 to 1/2 inch square drives, from 30 to 340 N.m
- Suitable for 7465, 74W9, 74W14, 74P9, 74P14, IZO-D, TAW9, TAW14, TAWM9, TAWM14 wrenches
- Sizes with * in torque length require target torque setting calculation



							A	B	C	D	E	F	g
		731415		in	mm	máx	mm	mm	mm	mm	mm	mm	
9Q-1/4	0365999	1	1/4	9x12	30	75	19	40*	38	19	32	230	
9Q-3/8	0366002	1	3/8	9x12	135	75	19	40*	38	19	35	240	
9Q-1/2	0366019	1	1/2	9x12	160	77	21	40*	42	19	38	290	
14Q-1/2	0366026	1	1/2	14x18	340	86	21	40*	42	19	38	320	

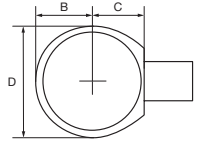
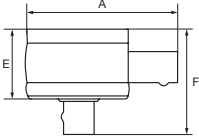


9B

Ratchet Head for Screwdriver Bits with Rectangular Connector



- Pear type reversible bit ratchet with 30 teeth
- Insert is fixed to the torque wrench by a spring loaded retractable pin
- Range covers in 9x12 receiver 1/4 and 5/16 inch hex drives
- Suitable for 7465, 74W9, 74P9, IZO-D, TAW9, TAWM9
- Target torque setting must be calculated



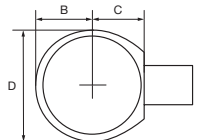
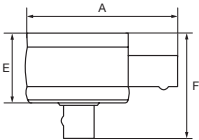
					A	B	C	D	F	
	731415		in	mm	mm	mm	mm	mm	mm	
9B-1/4	0366071	1	1/4	9x12	75	19	40*	38	22	0.240
9B-5/16	0366088	1	5/16	9x12	75	19	40*	38	22	0.250

9/14/24/27F

Fixed Square Head with Rectangular Connector



- Fixed square drives allow higher accessibility in width and height than ratchet inserts
- Insert is fixed to the torque wrench by a spring loaded retractable pin
- Full range covers from 9x12 to 27x36 receivers, from 1/4 to 1 inch square drives, from 30 N.m max torque to 2500 N.m
- Suitable for 7465, 74W9, 74W14, 74P9, 74P14, IZO-D, TAW9, TAW14, TAW24, TAWM9, TAWM14, TAWM24 wrenches
- Sizes with * in torque length require target torque setting calculation



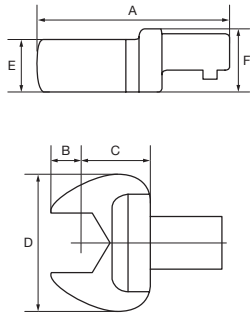
						A	B	C	D	E	F	
	731415		in	mm		mm	mm	mm	mm	mm	mm	
9F-1/4	0366170	1	1/4	9x12	30	43	10	18	22	14	23	0.700
9F-3/8	0366187	1	3/8	9x12	135	44	9	18	22	14	25	0.800
9F-1/2	0366194	1	1/2	9x12	160	45	11	18	22	14	30	0.900
14F-1/2	0366200	1	1/2	14x18	340	65	15	25	30	18	34	0.210
14F-3/4	0366217	1	3/4	14x18	420	69	19	25	40	25	50	0.390
24F-3/4	0366224	1	3/4	24x32	1000	96	20	35	40	28	53	0.730
24F-1	0366231	1	1	24x32	1200	98	22	35	50	28	53	0.750
27F-1	0366248	1	1	27x36	2500	106	25	40*	60	28	57	1.000

9/14/24/277

Open End Metric Wrench with Rectangular Connector



- Insert is fixed to the torque wrench by a spring loaded retractable pin
- Range covers from 9x12 to 27x36 receivers, from 7 to 90 mm openings, from 6 to 3000 N.m
- Sizes with * in torque length require target torque setting calculation
- Suitable for 7465, 74W9, 74W14, 74P9, 74P14, IZO-D, TAW9, TAW14, TAW24, TAWM9, TAWM14, TAWM24 wrenches



							A	B	C	D	E	F	
	731415			mm	mm		mm	mm	mm	mm	mm	mm	g
97-7	0366255	1	7	9x12	9	40	7,5	17,5	22	5,5	17	30	
97-8	0366262	1	8	9x12	13	40	7,5	17,5	22	5,5	17	40	
97-9	0366279	1	9	9x12	18	40	7,5	17,5	25	6	17	50	
97-10	0366286	1	10	9x12	24	40	7,5	17,5	25	6	17	40	
97-11	0366293	1	11	9x12	32	40	7,5	17,5	25	6	17	30	
97-12	0366309	1	12	9x12	41	40	7,5	17,5	29	7	17	40	
97-13	0366316	1	13	9x12	51	40	7,5	17,5	29	7	17	40	
97-14	0366323	1	14	9x12	63	40	7,5	17,5	33	8	17	60	
97-15	0366330	1	15	9x12	77	42	9,5	17,5	33	8	17	50	
97-16	0366347	1	16	9x12	92	42	9,5	17,5	38	8	17	50	
97-17	0366354	1	17	9x12	109	42	9,5	17,5	38	8	17	60	
97-18	0366361	1	18	9x12	125	50	10	25*	42,5	8	17	130	
97-19	0366378	1	19	9x12	145	50	10	25*	42,5	8	17	80	
97-21	0366385	1	21	9x12	160	55	15	25*	48	8	17	90	
97-22	0349722	1	22	9x12	160	55	15	25*	48	8	17	100	
97-24	0357048	1	24	9x12	160	55	15	25*	52	8	17	100	
97-27	0366392	1	27	9x12	160	58	13	30*	57	8	17	130	
97-30	0366408	1	30	9x12	160	65	15	35*	66	8	17	145	
97-32	0366415	1	32	9x12	160	65	15	35*	66	8	17	180	
147-13	0366644	1	13	14x18	51	55	7	25	32	8	20	120	
147-14	0366651	1	14	14x18	63	55	7	25	32	8	20	116	
147-15	0366668	1	15	14x18	77	57	9	25	32	8	20	120	
147-16	0366675	1	16	14x18	92	55	7	25	38	9	20	128	
147-17	0366682	1	17	14x18	109	57	9	25	38	9	20	140	
147-18	0366699	1	18	14x18	125	60	12	25	42	10	20	140	
147-19	0366705	1	19	14x18	145	60	12	25	42	10	20	150	
147-21	0366712	1	21	14x18	190	62	14	25	48	12	20	158	
147-22	0366729	1	22	14x18	220	63	15	25	48	12	20	180	
147-24	0366736	1	24	14x18	280	63	15	25	52	13	20	190	
147-25	0366743	1	25	14x18	320	60	12	25	52	13	20	180	
147-27	0366750	1	27	14x18	360	67	14	30*	57	14	20	230	
147-30	0366767	1	30	14x18	360	75	17	35*	65	14	20	270	
147-32	0366774	1	32	14x18	360	75	17	35*	65	14	20	260	
147-33	0366781	1	33	14x18	360	83	20	40*	68	14	20	320	
147-34	0366798	1	34	14x18	360	80	17	40*	68	14	20	310	
147-35	0366804	1	35	14x18	360	80	17	40*	68	14	20	310	
147-36	0366811	1	36	14x18	360	80	17	40*	68	14	20	365	
147-37	0366828	1	37	14x18	360	80	7	50*	84	14	20	290	
147-38	0366835	1	38	14x18	360	82	9	50*	84	14	20	300	
147-39	0366842	1	39	14x18	360	90	17	50*	84	14	20	460	
147-41	0366859	1	41	14x18	360	90	17	50*	84	14	20	430	
147-45	0366866	1	45	14x18	360	92	19	50*	90	14	20	490	
147-46	0366873	1	46	14x18	360	90	17	50*	90	14	20	480	
147-50	0366880	1	50	14x18	360	100	22	55*	100	14	20	570	
147-55	0366897	1	55	14x18	360	100	22	55*	100	14	20	530	
147-60	0366903	1	60	14x18	360	110	27	60*	110	14	20	650	
147-68	0366910	1	68	14x18	360	123	30	70*	129	14	20	890	
147-70	0366927	1	70	14x18	360	123	30	70*	129	14	20	700	
147-75	0366934	1	75	14x18	360	123	30	70*	129	14	20	840	
147-90	0366941	1	90	14x18	360	140	37	80*	156	14	20	1090	
247-24	0367078	1	24	24x32	1200	85	10	35	61	25	35	700	
247-27	0367085	1	27	24x32	1200	85	10	35	66,5	25	35	710	
247-30	0367092	1	30	24x32	1200	90	15	35	68,5	25	35	730	
247-32	0367108	1	32	24x32	1200	90	15	35	68,5	25	35	700	
247-34	0367115	1	34	24x32	1200	90	10	40*	73,5	25	35	730	
247-36	0367122	1	36	24x32	1200	92	12	40*	73,5	25	35	800	
247-41	0367139	1	41	24x32	1200	105	15	50*	86	25	35	1000	
247-46	0367146	1	46	24x32	1200	110	20	50*	92	25	35	1040	
247-50	0367153	1	50	24x32	1200	117	22	55*	104	25	35	1270	
247-55	0367160	1	55	24x32	1200	118	23	55*	104	25	35	1210	
247-60	0367177	1	60	24x32	1200	125	25	60*	114	25	35	1360	
277-30	0367184	1	30	27x36	3000	110	20	50	85	28	40	1295	
277-32	0367191	1	32	27x36	3000	110	20	50	85	28	40	1210	
277-34	0367207	1	34	27x36	3000	105	15	50	88	28	40	1220	
277-36	0367214	1	36	27x36	3000	105	15	50	88	28	40	1200	
277-41	0367221	1	41	27x36	3000	107	17	50	92	28	40	1220	
277-46	0367238	1	46	27x36	3000	110	20	50	98	28	40	1240	
277-50	0367245	1	50	27x36	3000	117	22	55*	118	28	40	1580	
277-55	0367252	1	55	27x36	3000	117	22	55*	118	28	40	1530	
277-60	0367269	1	60	27x36	3000	125	25	60*	130	28	40	1780	

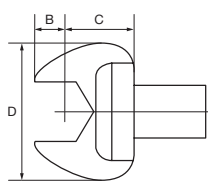
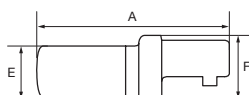









9/14/24/277"

Open End Imperial Wrench with Rectangular Connector



- Insert is fixed to the torque wrench by a spring loaded retractable pin
- Full range covers from 9x12 to 27x36 receivers, from 1/4 to 1.1/4 inch openings, from 6 to 360 N.m
- Sizes with * in torque length require target torque setting calculation
- Suitable for 7465, 74W9, 74W14, 74P9, 74P14, IZO-D, TAW9, TAW14, TAWM9, TAWM14 wrenches



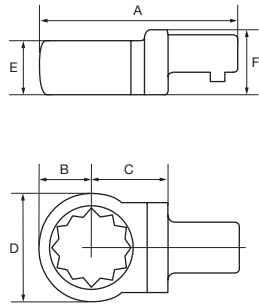
							A	B	C	D	E	F	
		731415		in	mm	mm	mm	mm	mm	mm	mm	mm	g
97-1/4	0366507	1	1/4	9x12	6	40	7,5	17,5	22	5	17	38	
97-5/16	0366514	1	5/16	9x12	13	40	7,5	17,5	22	5	17	37	
97-3/8	0366521	1	3/8	9x12	24	40	7,5	17,5	26	5,5	17	43	
97-7/16	0366538	1	7/16	9x12	32	40	7,5	17,5	26	5,5	17	42	
97-1/2	0366545	1	1/2	9x12	51	40	7,5	17,5	30	7	17	47	
97-17/32	0366552	1	17/32	9x12	63	41	8,5	17,5	35	8	17	58	
97-9/16	0366569	1	9/16	9x12	77	40	7,5	17,5	35	8	17	57	
97-5/8	0366576	1	5/8	9x12	92	43	10,5	17,5	38	8	17	56	
97-11/16	0366583	1	11/16	9x12	125	55	15	25*	42	8	17	80	
97-3/4	0366590	1	3/4	9x12	145	50	10	25*	42	8	17	75	
97-13/16	0366606	1	13/16	9x12	160	50	9	25*	50	8	17	100	
97-7/8	0366613	1	7/8	9x12	160	52	10	25*	50	8	17	95	
97-15/16	0366620	1	15/16	9x12	160	45	5	25	53	8	17	110	
97-1	0366637	1	1	9x12	160	60	20	25*	53	8	17	110	
147-7/16	0366958	1	7/16	14x18	32	55	7	25	30	7	20	114	
147-1/2	0366965	1	1/2	14x18	51	55	7	25	32	7	20	110	
147-9/16	0366972	1	9/16	14x18	77	55	7	25	35	8	20	115	
147-5/8	0366989	1	5/8	14x18	92	55	7	25	38	9	20	128	
147-11/16	0366996	1	11/16	14x18	109	53	5	25	38	9	20	127	
147-3/4	0367009	1	3/4	14x18	145	60	12	25	42	10	20	137	
147-13/16	0367016	1	13/16	14x18	190	62	14	25	50	11	20	158	
147-7/8	0367023	1	7/8	14x18	220	60	12	25	50	11	20	155	
147-15/16	0367030	1	15/16	14x18	280	63	15	25	53	13	20	159	
147-1	0367047	1	1	14x18	360	60	12	25	53	13	20	163	
147-1.1/8	0367054	1	1 1/8	14x18	360	68	15	30*	68	13	20	255	
147-1.1/4	0367061	1	1 1/4	14x18	360	75	17	35*	70	13	20	255	








9/14/24/278

Ring End Metric Wrench with Rectangular Connector



- Insert is fixed to the torque wrench by a spring loaded retractable pin
- Full range covers from 9x12 to 27x36 receivers, from 7 to 60 mm openings, from 25 to 3000 N.m
- Sizes with * in torque length require target torque setting calculation
- Suitable for 7465, 74W9, 74W14, 74P9, 74P14, IZO-D, TAW9, TAW14, TAW24, TAWM9, TAWM14, TAWM24 wrenches



		 731415		 mm	 mm	 mm	A mm	B mm	C mm	D mm	E mm	F mm	 g
98-7	0367290	1	7	9x12	25	40	7,5	17,5	22	8	20	43	
98-8	0367306	1	8	9x12	34	40	7,5	17,5	22	8	20	40	
98-9	0367313	1	9	9x12	45	40	7,5	17,5	22	9	20	50	
98-10	0367320	1	10	9x12	58	42	9,5	17,5	22	9	20	48	
98-11	0367337	1	11	9x12	47	42	9,5	17,5	22	9	20	40	
98-12	0367344	1	12	9x12	89	42	9,5	17,5	22	12	20	50	
98-13	0367351	1	13	9x12	105	42	9,5	17,5	22	12	20	60	
98-14	0367368	1	14	9x12	125	45	12,5	17,5	23	12	20	60	
98-15	0367375	1	15	9x12	145	45	12,5	17,5	25	12	20	60	
98-16	0367382	1	16	9x12	160	45	12,5	17,5	27,5	13	20	60	
98-17	0367399	1	17	9x12	160	45	12,5	17,5	27,5	13	20	55	
98-18	0367405	1	18	9x12	160	42	9,5	17,5	29	13	20	58	
98-19	0367412	1	19	9x12	160	55	22,5	17,5	31	13	20	90	
98-21	0367429	1	21	9x12	160	49	16,5	17,5	33,5	13	20	68	
98-22	0367436	1	22	9x12	160	50	17,5	17,5	35	13	20	70	
148-13	0367559	1	13	14x18	105	60	12	25	32	11	25	140	
148-14	0367566	1	14	14x18	125	60	12	25	32	11	25	140	
148-15	0367573	1	15	14x18	150	60	12	25	32	11	25	140	
148-16	0367580	1	16	14x18	175	60	12	25	32	12	25	140	
148-17	0367597	1	17	14x18	200	62	14	25	32	12	25	150	
148-18	0367603	1	18	14x18	230	63	15	25	32	12	25	150	
148-19	0367610	1	19	14x18	260	64	16	25	32	12	25	138	
148-21	0367627	1	21	14x18	330	64	16	25	33	15	25	170	
148-22	0367634	1	22	14x18	360	55	7	25	35	15	25	170	
148-24	0367641	1	24	14x18	360	62	14	25	38	15	25	170	
148-27	0367658	1	27	14x18	360	75	22	30	41,5	17,5	25	210	
148-28	0367665	1	28	14x18	360	75	22	30	44	17,5	25	210	
148-30	0367672	1	30	14x18	360	78	25	30	45	17,5	25	210	
148-32	0367689	1	32	14x18	360	78	25	30	47,5	17,5	25	210	
148-34	0367696	1	34	14x18	360	80	27	30*	51	19	25	190	
148-36	0367702	1	36	14x18	360	80	27	30*	53	19	25	196	
148-41	0367719	1	41	14x18	360	88	30	35*	59,5	19	25	280	
248-24	0367818	1	24	24x32	1200	100	25	35	48	25	35	880	
248-27	0367825	1	27	24x32	1200	105	30	35	50	25	35	910	
248-30	0367832	1	30	24x32	1200	105	30	35	55	25	35	720	
248-32	0367849	1	32	24x32	1200	103	28	35	57	25	35	730	
248-34	0367856	1	34	24x32	1200	105	30	35	61	25	35	740	
248-36	0367863	1	36	24x32	1200	110	30	40*	62	25	35	790	
248-41	0367870	1	41	24x32	1200	120	35	45*	73	25	35	960	
248-46	0367887	1	46	24x32	1200	125	40	45*	82	25	35	1040	
248-50	0367894	1	50	24x32	1200	137	47	50*	95	25	35	1300	
248-55	0367900	1	55	24x32	1200	145	50	55*	102	25	35	1450	
248-60	0367917	1	60	24x32	1200	153	53	60*	110	25	35	1620	
278-30	0367924	1	30	27x36	3000	125	35	50	70	28	40	1270	
278-32	0367931	1	32	27x36	1240	125	35	50	70	28	40	1213	
278-34	0367948	1	34	27x36	3000	125	35	50	78	25	40	1250	
278-36	0367955	1	36	27x36	3000	125	35	50	75	28	40	1220	
278-41	0367962	1	41	27x36	3000	128	38	50	76	28	40	1220	
278-46	0367979	1	46	27x36	3000	137	47	50	82	28	40	1260	
278-50	0367986	1	50	27x36	3000	135	45	50	92	28	40	1430	
278-55	0367993	1	55	27x36	3000	135	40	55*	104	28	40	1700	
278-60	0368006	1	60	27x36	3000	148	48	60*	110	28	35	1570	

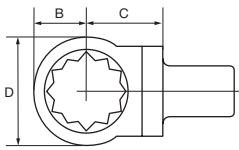
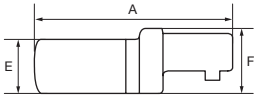









9/14/24/278"

Ring End Imperial Wrench with Rectangular Connector



- Insert is fixed to the torque wrench by a spring loaded retractable pin
- Range covers 9x12 and 14x18 receivers, from 1/4 to 1 inch openings, from 25 to 360 N.m
- Suitable for 7465, 74W9, 74W14, 74P9, 74P14, IZO-D, TAW9, TAW14, TAWM9, TAWM14 wrenches



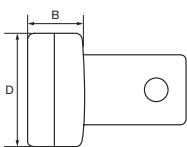
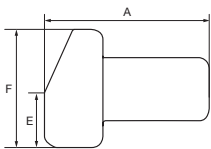
		 731415		 in	 mm		A mm	B mm	C mm	D mm	E mm	F mm	 kg
98-1/4	0367443	1	1/4	9x12	25	40	7,5	17,5	13	8	20	0,043	
98-5/16	0367450	1	5/16	9x12	34	40	7,5	17,5	14	8	20	0,042	
98-3/8	0367467	1	3/8	9x12	58	42	9,5	17,5	17	9	20	0,048	
98-7/16	0367474	1	7/16	9x12	72	42	9,5	17,5	18,5	9	20	0,05	
98-1/2	0367481	1	1/2	9x12	105	43	10,5	17,5	22	12	20	0,053	
98-9/16	0367498	1	9/16	9x12	125	45	12,5	17,5	23	12	20	0,052	
98-5/8	0367504	1	5/8	9x12	160	46	13,5	17,5	26	13	20	0,06	
98-11/16	0367511	1	11/16	9x12	160	45	12,5	17,5	28,5	13	20	0,058	
98-3/4	0367528	1	3/4	9x12	57	48	15,5	17,5	30	13	20	0,06	
98-13/16	0367535	1	13/16	9x12	160	49	16,5	17,5	33	13	20	0,068	
98-7/8	0367542	1	7/8	9x12	160	50	17,5	17,5	34,5	13	20	0,06	
148-1/2	0367726	1	1/2	14x18	105	60	12	25	21,5	11	25	0,14	
148-9/16	0367733	1	9/16	14x18	150	60	12	25	24	11	25	0,15	
148-5/8	0367740	1	5/8	14x18	175	60	12	25	26	12	25	0,14	
148-11/16	0367757	1	11/16	14x18	230	62	14	25	28,5	12	25	0,15	
148-3/4	0367764	1	3/4	14x18	260	65	17	25	30,5	12	25	0,138	
148-13/16	0367771	1	13/16	14x18	330	65	17	25	33	15	25	0,17	
148-15/16	0367795	1	15/16	14x18	360	65	17	25	37,5	15	25	0,16	
148-7/8	0367788	1	7/8	14x18	360	66	18	25	34,5	15	25	0,17	
148-1	0367801	1	1	14x18	360	68	20	25	40	15	25	0,16	






9/14/24W

Welding inser with Rectangular Connector



- Special insert to weld any other size, opening or wrench type not included in the Bahco insert assortment
- Insert is fixed to the torque wrench by a spring loaded retractable pin
- Full range covers from 9x12 to 24x32 receivers
- Suitable for 7465, 74W9, 74W14, 74P9, 74P14, IZO-D, TAW9, TAW14, TAW24, TAWM9, TAWM14, TAWM24 wrenches
- Target torque setting must be calculated



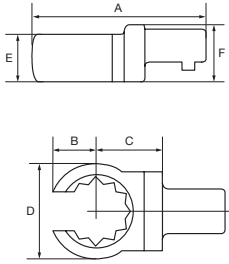
		 731415		 mm	A mm	B mm	D mm	E mm	F mm	 kg
9W	0354399	1	9x12	23	9	21,5	8	21	0,027	
14W	0357031	1	14x18	37	17,5	20	8	29	0,090	
24W	0368266	1	24x32	65	20	25	9	32	0,160	







99

Flare Nut End Wrench with Rectangular Connector



- Insert is fixed to the torque wrench by a spring loaded retractable pin
- Full range covers in 9x12 receiver from 10 to 24 mm openings, from 3/8 to 3/4 inch openings, from 9 to 96 N.m
- Sizes with * in torque length require target torque setting calculation
- Suitable for 7465, 74W9, 74P9, 74P14, IZO-D, TAW9, TAWM9 wrenches



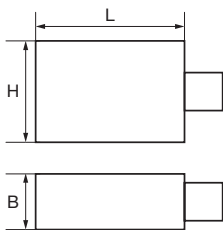
						A mm	B mm	C mm	D mm	E mm	F mm	
99-10	0368013	1	10	9x12	43	2,5	17,5	22	12	17	63	
99-11	0368020	1	11	9x12	42	1,5	17,5	22	12	17	62	
99-12	0368037	1	12	9x12	63	2,5	17,5	24	12	17	61	
99-13	0368044	1	13	9x12	43	10,5	17,5	25	12	17	63	
99-14	0368051	1	14	9x12	45	4,5	17,5	27	12	17	62	
99-16	0368068	1	16	9x12	46	5,5	17,5	28	13	14	69	
99-17	0368075	1	17	9x12	45	4,5	17,5	30	13	17	69	
99-18	0368082	1	18	9x12	55	14,5	17,5	31,5	13	17	68	
99-19	0368099	1	19	9x12	55	15	25*	33	13	17	77	
99-21	0368105	1	21	9x12	55	15	25*	35	13	17	92	
99-22	0368112	1	22	9x12	55	15	25*	37	13	17	95	
99-24	0368129	1	24	9x12	56	16	25*	40	13	17	97	
99-3/8	0368136	1	3/8	9x12	40	0,5	17,5	22	12	17	63	
99-7/16	0368143	1	7/16	9x12	40	0,5	17,5	22	12	17	62	
99-1/2	0368150	1	1/2	9x12	43	2,5	17,5	25	12	17	63	
99-9/16	0368167	1	9/16	9x12	45	4,5	17,5	27	13	17	62	
99-5/8	0368174	1	5/8	9x12	43	2,5	17,5	30	13	17	69	
99-11/16	0368181	1	11/16	9x12	52	4	25	33	13	17	77	
99-3/4	0368198	1	3/4	9x12	55	7	25	34,5	13	17	82	







9/14/24/27A

Increasing & Reducing Rectangular Connector Adaptors



- It allows adapting your wrench to inserts with a smaller or bigger receiver
- Insert is fixed to the torque wrench by a spring loaded retractable pin
- Full range covers from 9x12 to 24x32 receivers
- Suitable for 7465, 74W9, 74W14, 74P9, 74P14, IZO-D, TAW9, TAW14, TAW24, TAWM9, TAWM14, TAWM24 wrenches
- Torque length is altered and target torque setting must be calculated



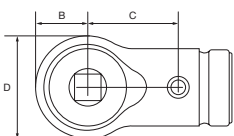
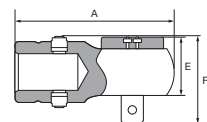
						L mm	B mm	H mm	
9A-14	0368204	1	9x12	14x18	42	30	24	0.180	
14A-9	0368211	1	14x18	9x12	27	21	17	0.100	
14A-32	0368228	1	14x18	24x32	65	56	38	1.180	
24A-14	0368235	1	24x32	14x18	42	32	25	0.420	
24A-27	0368242	1	24x32	27x36	65	64	42	1.040	
27A-24	0368259	1	27x36	24x32	65	56	38	0.980	

16R/22R

Round Type Ratchet Head with Spigot Connector



- Round type reversible ratchet with 45 teeth
- Insert is fixed to the torque wrench by a spring loaded retractable pin
- Full range covers from 16 to 22 mm receivers, from 1/4 to 3/4 inch square drives, from 20 N.m max torque to 1200 N.m
- Suitable for 74S, 74PS, 75S, 75PS, 76S wrenches



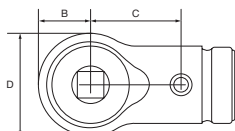
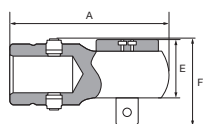
	 731415		 in	 mm	 max	A mm	B mm	C mm	D mm	E mm	F mm	 kg
16R-1/4	0418589	1	1/4"	16	20	110	30	56	60	32	60	1.200
16R-3/8	0418596	1	3/8"	16	160	70	19	32	38	21	39	0.175
16R-1/2	0418602	1	1/2"	16	420	71	20	32	40	21	42	0.280
22R-3/4	0419838	1	3/4"	22	1200	70	19	32	38	21	35	0.150

16F/22F

Fixed Square Head with Spigot Connector



- Fixed square drives allow higher accessibility in width and height than ratchet inserts
- Insert is fixed to the torque wrench by a spring loaded retractable pin
- Full range covers from 16 to 22 receivers, from 1/4 to 3/4 inch square drives, from 20 N.m max torque to 1200 N.m
- Suitable for 74S, 74PS, 75S, 75PS, 76S wrenches



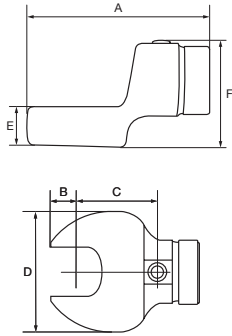
	 731415		 in	 mm	 max	A mm	B mm	C mm	D mm	E mm	F mm	 kg
16F-1/4	0418541	1	1/4"	16	20	69	18	32	36	16	33	0.128
16F-3/8	0418558	1	3/8"	16	160	70	19	32	38	21	39	0.150
16F-1/2	0418565	1	1/2"	16	420	71	20	32	40	21	42	0.238
22F-3/4	0419821	1	3/4"	22	1200	110	30	56	60	25	57	1.020








167/227

Open End Metric Wrench with Spigot Connector



- Insert is fixed to the torque wrench by a spring loaded retractable pin
- Full range covers from 16 to 22 receivers, from 7 to 46 mm openings, from 9 N.m max torque to 1200 N.m
- Suitable for 74S, 74PS, 75S, 75PS, 76S wrenches
- Sizes with * in torque length require target torque setting calculation



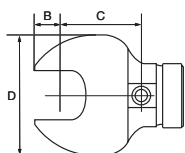
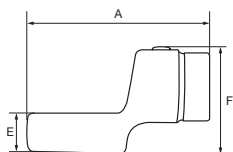
	 731415		 mm	 mm	 max	A mm	B mm	C mm	D mm	E mm	F mm	 kg
167-7	0418619	1	16	7	9	54	3	32	22	5	29	0.080
167-8	0418626	1	16	8	13	54	3	32	26	5	29	0.083
167-9	0418640	1	16	9	18	55	4	32	26	6	29	0.088
167-10	0418657	1	16	10	24	55	4	32	26	6	29	0.092
167-11	0418664	1	16	11	32	58	5	32	26	7	31	0.096
167-12	0418671	1	16	12	41	57	6	32	30	7	31	0.100
167-13	0418688	1	16	13	51	58	7	32	32	7	29	0.105
167-14	0418695	1	16	14	63	58	7	32	35	8	32	0.115
167-15	0418701	1	16	15	77	59	8	32	35	8	32	0.115
167-16	0418718	1	16	16	92	59	8	32	38	9	33	0.130
167-17	0418725	1	16	17	109	60	9	32	38	8	33	0.130
167-18	0418732	1	16	18	125	60	9	32	42	10	34	0.140
167-19	0418749	1	16	19	145	61	10	32	42	10	34	0.140
167-20	0418763	1	16	20	160	61	10	32	50	11	35	0.148
167-21	0418770	1	16	21	190	61	10	32	50	11	35	0.154
167-22	0418787	1	16	22	220	62	11	32	50	11	35	0.162
167-23	0418794	1	16	23	250	62	11	32	53	13	37	0.180
167-24	0418800	1	16	24	280	62	11	32	53	13	37	0.188
167-25	0418817	1	16	25	320	62	12	32	53	13	37	0.196
167-26	0418824	1	16	26	360	63	12	32	53	13	37	0.204
167-27	0418831	1	16	27	360	63	12	32	64	13	37	0.240
167-28	0418848	1	16	28	360	63	13	32	66	13	37	0.250
167-30	0418855	1	16	30	360	64	13	32	70	13	37	0.270
167-32	0418862	1	16	32	360	64	14	32	70	13	37	0.285
167-36	0418886	1	16	36	360	76	16	*42	80	13	37	0.385
227-22	0419845	1	22	22	1200	90	10	56	68	25	58	0.845
227-24	0419852	1	22	24	1200	90	10	56	70	25	58	0.845
227-27	0419869	1	22	27	1200	91	11	56	72	25	58	0.850
227-30	0419876	1	22	30	1200	93	13	56	75	25	58	0.850
227-32	0419883	1	22	32	1200	94	14	56	76	25	58	0.855
227-34	0419890	1	22	34	1200	94	14	56	78	25	58	0.865
227-36	0419906	1	22	36	1200	96	16	56	80	25	58	0.865
227-41	0419913	1	22	41	1200	98	18	56	95	25	58	1.050
227-46	0419920	1	22	46	1200	99	19	56	100	25	58	1.130

167

Open End Imperial Wrench with Spigot Connector



- Insert is fixed to the torque wrench by a spring loaded retractable pin
- Range covers from 16 to 22 receivers, from 5/16 to 1.1/4 inch openings, from 13 N.m max torque to 360 N.m
- Suitable for 74S, 74PS, 75S, 75PS, 76S wrenches



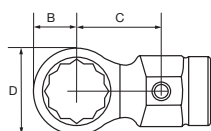
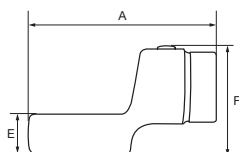
	 731415		 mm	 in	 máx	A mm	B mm	C mm	D mm	E mm	F mm	 kg
167-5/16	0418893	1	16	5/16	34	55	4	32	28	6	30	0.082
167-3/8	0418909	1	16	3/8	45	55	4	32	28	6	30	0.084
167-7/16	0418916	1	16	7/16	72	56	5	32	30	7	31	0.088
167-1/2	0418930	1	16	1/2	51	58	7	32	32	7	31	0.105
167-9/16	0419005	1	16	9/16	77	59	8	32	35	8	32	0.115
167-5/8	0419012	1	16	5/8	92	59	8	32	38	9	33	0.130
167-11/16	0419364	1	16	11/16	109	60	9	32	38	9	33	0.130
167-3/4	0419029	1	16	3/4	145	61	10	32	42	10	34	0.140
167-13/16	0419036	1	16	13/16	190	61	11	32	50	13	35	0.154
167-7/8	0419043	1	16	7/8	220	62	11	32	50	13	35	0.162
167-15/16	0419050	1	16	15/16	280	62	11	32	53	13	37	0.188
167-1	0419067	1	16	1	360	63	11	32	53	13	37	0.204
167-1.1/16	0419074	1	16	1.1/16	360	63	12	32	64	13	37	0.240
167-1.1/8	0419081	1	16	1.1/8	360	65	14	32	68	13	37	0.260
167-1.3/16	0419098	1	16	1.3/16	360	65	14	32	70	13	37	0.285
167-1.1/4	0419104	1	16	1.1/4	360	65	14	32	70	13	37	0.285








168/228

Ring End Metric Wrench with Spigot Connector



- Insert is fixed to the torque wrench by a spring loaded retractable pin
- Full range covers from 16 to 22 receivers, from 7 to 46 mm openings, from 25 N.m max torque to 1200 N.m
- Suitable for 74S, 74PS, 75S, 75PS, 76S wrenches



							A mm	B mm	C mm	D mm	E mm	F mm	
168-7		0419241	1	16	7	25	57	7	32	13	8	32	0.070
168-8		0419258	1	16	8	34	7	8	32	14	8	32	0.074
168-9		0419265	1	16	9	45	59	8	32	16	9	33	0.078
168-10		0419272	1	16	10	58	59	8	32	16	11	35	0.082
168-11		0419289	1	16	11	72	60	9	32	19	11	35	0.087
168-12		0419296	1	16	12	89	61	11	32	22	11	35	0.093
168-13		0419302	1	16	13	105	61	11	32	22	11	35	0.100
168-14		0419319	1	16	14	125	62	12	32	23	11	35	0.105
168-15		0419326	1	16	15	150	63	12	32	24	11	35	0.111
168-16		0419333	1	16	16	175	64	13	32	26	12	36	0.118
168-17		0419340	1	16	17	200	64	14	32	27	12	36	0.125
168-18		0419357	1	16	18	230	65	14	32	29	12	36	0.132
168-19		0419371	1	16	19	260	66	15	32	31	12	36	0.140
168-20		0419388	1	16	20	290	67	17	32	33	15	39	0.150
168-21		0419395	1	16	21	330	67	17	32	33	15	39	0.155
168-22		0419401	1	16	22	360	68	17	32	35	15	39	0.155
168-23		70419418	1	16	23	360	69	18	32	36	15	39	0.155
168-24		0419425	1	16	24	360	69	19	32	38	15	39	0.160
168-26		0419432	1	16	26	360	71	20	32	40	15	39	0.165
168-27		0419449	1	16	27	360	71	21	32	42	16	40	0.175
228-22		0420070	1	22	22	1200	111	31	56	62	25	58	0.900
228-24		0420087	1	22	24	1200	113	33	56	65	25	58	1.000
228-27		70420094	1	22	27	1200	114	34	56	68	25	58	1.050
228-30		0420100	1	22	30	1200	116	36	56	72	25	58	1.100
228-32		0420117	1	22	32	1200	117	37	56	74	25	58	1.100
228-34		0420124	1	22	34	1200	118	38	56	76	25	58	1.150
228-36		0420131	1	22	36	1200	120	40	56	80	25	58	1.150
228-41		0420148	1	22	41	1200	120	40	56	80	25	58	1.200
228-46		0420155	1	22	46	1200	122	42	56	84	25	58	1.250

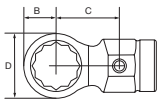
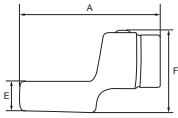








168

Ring End Imperial Wrench with Spigot Connector



- Insert is fixed to the torque wrench by a spring loaded retractable pin
- Range covers in 16 mm receiver, from 5/16 to 1.3/16 inch openings, from 34 N.m max torque to 360 N.m
- Suitable for 74S, 74PS, 75S, 75PS, 76S wrenches



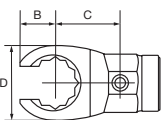
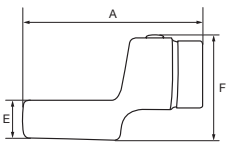
							A	B	C	D	E	F	kg
		731415		mm	in		mm	mm	mm	mm	mm	mm	
168-5/16		0419456	1	16	5/16	34	58	7	32	14	8	32	0.077
168-3/8		0419463	1	16	3/8	58	59	8	32	17	8	32	0.092
168-7/16		0419470	1	16	7/16	89	60	9	32	19	10	34	0.098
168-1/2		0419487	1	16	1/2	105	61	11	32	22	11	35	0.100
168-9/16		0419494	1	16	9/16	125	62	12	32	23	11	35	0.105
168-5/8		0419500	1	16	5/8	125	63	12	32	24	11	35	0.118
168-11/16		0419517	1	16	11/16	125	64	14	32	29	12	36	0.118
168-3/4		0419524	1	16	3/4	260	66	15	32	31	12	36	0.140
168-13/16		0419531	1	16	13/16	290	67	17	32	33	15	39	0.150
168-7/8		0419548	1	16	7/8	360	68	17	32	35	15	15	0.155
168-15/16		0419555	1	16	15/16	360	69	19	32	38	15	39	0.160
168-1		0419562	1	16	1	360	71	21	32	42	16	40	0.165
168-1.1/16		0419579	1	16	1.1/16	360	71	21	32	42	16	40	0.175
168-1.3/16		0419586	1	16	1.3/16	360	72	21	32	42	16	40	0.185







169


Flare Nut End Metric Wrench with Spigot Connector




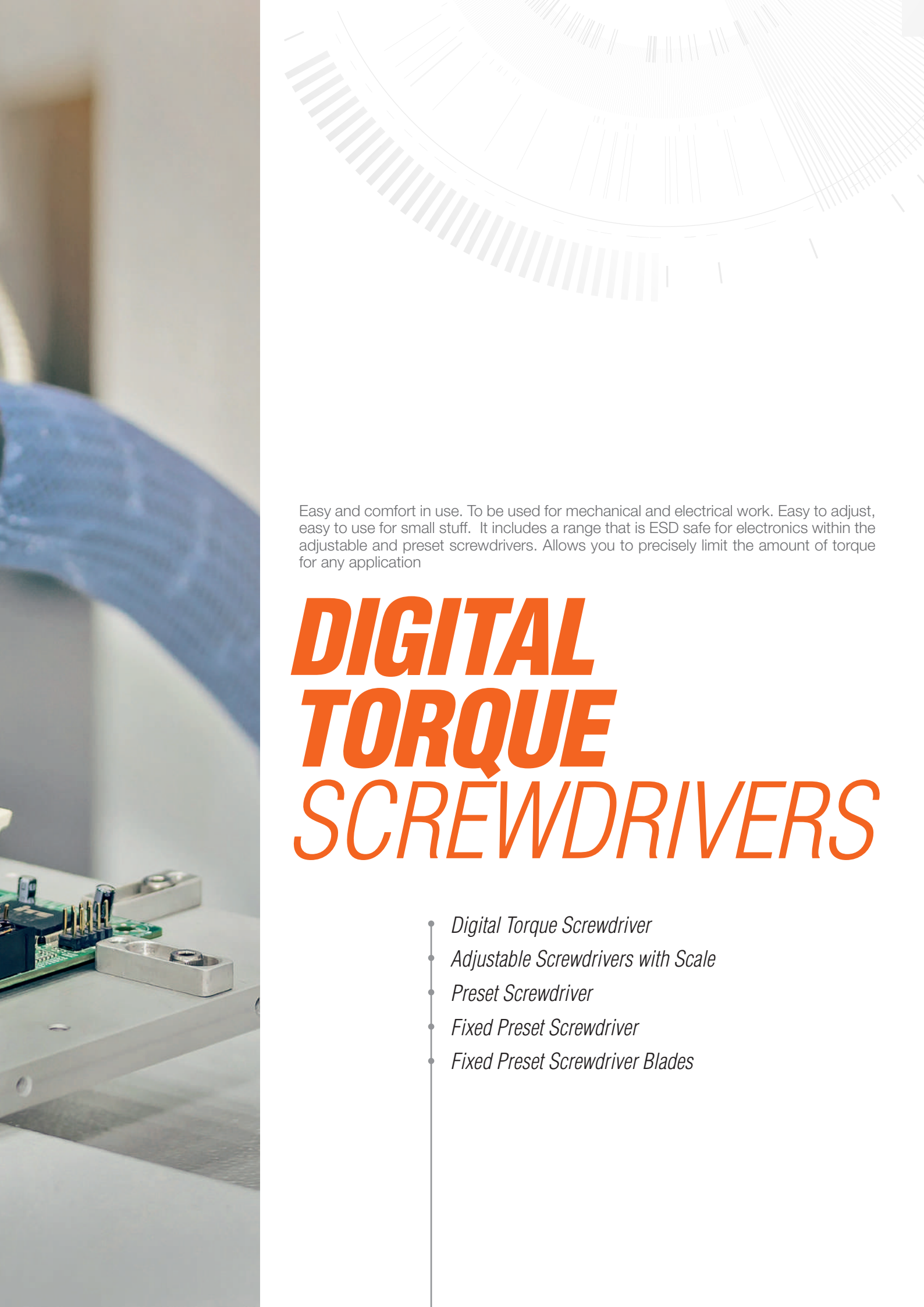
- Insert is fixed to the torque wrench by a spring loaded retractable pin
- Range covers in 16mm receiver, from 7 to 27 mm openings, from 6 N.m max torque to 160 N.m
- Suitable for 74S, 74PS, 75S, 75PS, 76S wrenches



							A	B	C	D	E	F	kg
		731415		mm	mm		mm	mm	mm	mm	mm	mm	
169-7		0419609	1	16	7	6	57	6	32	16	16	9	0.085
169-8		0419616	1	16	8	8	58	7	32	18	9	33	0.088
169-9		0419623	1	16	9	10	59	8	32	20	10	34	0.092
169-10		0419630	1	16	10	12	60	9	32	22	12	36	0.097
169-11		0419647	1	16	11	16	61	10	32	22	12	36	0.102
169-12		0419654	1	16	12	16	62	11	32	24	12	36	0.102
169-13		0419661	1	16	13	28	62	12	32	25	12	36	0.122
169-14		0419678	1	16	14	31	63	13	32	27	13	37	0.118
169-15		0419715	1	16	15	38	64	13	32	29	13	37	0.125
169-16		0419722	1	16	16	46	64	13	32	30	13	37	0.130
169-17		0419739	1	16	17	53	65	14	32	32	13	37	0.137
169-18		0419746	1	16	18	65	65	15	32	33	13	37	0.143
169-19		0419753	1	16	19	74	66	15	32	35	13	37	0.150
169-20		0419760	1	16	20	86	66	15	32	36	16	40	0.170
169-21		0419777	1	16	21	100	66	16	32	36	16	40	0.170
169-22		0419784	1	16	22	115	66	16	32	37	16	40	0.170
169-23		0419791	1	16	23	125	66	16	32	39	16	40	0.170
169-24		0419807	1	16	24	145	67	16	32	40	16	40	0.170
169-27		0419814	1	16	27	160	67	16	32	41	16	40	0.170







Easy and comfort in use. To be used for mechanical and electrical work. Easy to adjust, easy to use for small stuff. It includes a range that is ESD safe for electronics within the adjustable and preset screwdrivers. Allows you to precisely limit the amount of torque for any application

DIGITAL TORQUE SCREWDRIVERS

- *Digital Torque Screwdriver*
- *Adjustable Screwdrivers with Scale*
- *Preset Screwdriver*
- *Fixed Preset Screwdriver*
- *Fixed Preset Screwdriver Blades*

DIGITAL TORQUE SCREWDRIVERS

Digital Torque Angle Screwdriver



Composite L-Handle Grip Attachment Provides Operator more leverage and control when applying torque and or angle in the higher torque ranges.



360 Degree Visual Timed LED Progression



Audible Beep.
Seven Languages: English, French, Spanish, German, Italian, Nederlands, Portuguese
Modes of Operation: Torque, Angle, Torque Then Angle,
Units of Measure: In-lb, In-oz, ft-lb, Nm, kg-cm, cNm

3/8" Threaded Slotted Battery Cap. Single AA Alkaline Battery.



Digital torque reading to know the torque being applied at every moment.



Visual warnings: Progressive yellow LED light indicating 40%, 60%, 80% of target torque achieved. Green LED light indicating target torque achieved. Red LED indicating overtorque.

Range	CW	CCW
20% to 100%	±2%	±3%
5% to 19%	±4%	±6%



Audible beep warning stop applying force when reaching target torque.



Sensible vibration warning to stop applying force when reaching target torque.



Accuracy: Clockwise ±2%.



Declaration of conformity comes with the product.



Multiple units of measure.



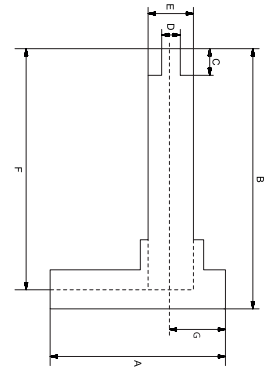
Accuracy: Counter clockwise ±2%.



TAS14
Digital torque Screwdriver



- Torque units in N.m, kg.cm, cN.m, ft.lb, in.lb, in.oz and angle units in degrees
- Can be used CW & CCW
- Accurate to $\pm 2\%$ CW and $\pm 3\%$ CCW between 20% and 100% of max torque
- Visual (360 degree viewable LED lights+backlit LCD display), audible and vibration signal
- 1/4" Hex Female Drive with Earth Magnet Retention or 1/4" male square drive
- Durable Composite Tri-Lobe Hinge body for better control
- Low Profile Recessed Membrane Keypad with Button Lockout to avoid unintended target torque change when operating the screwdriver
- Battery Cap for Single AA Alkaline Battery (included)
- Composite L-Handle Grip Attachment Provides Operator more leverage and control when applying torque and or angle in the higher torque ranges
- All in semi-transparent square tube with eurohole hanger
- All wrenches come with a factory declaration of conformity traceable to international standards
- ISO 6789
- Made in USA

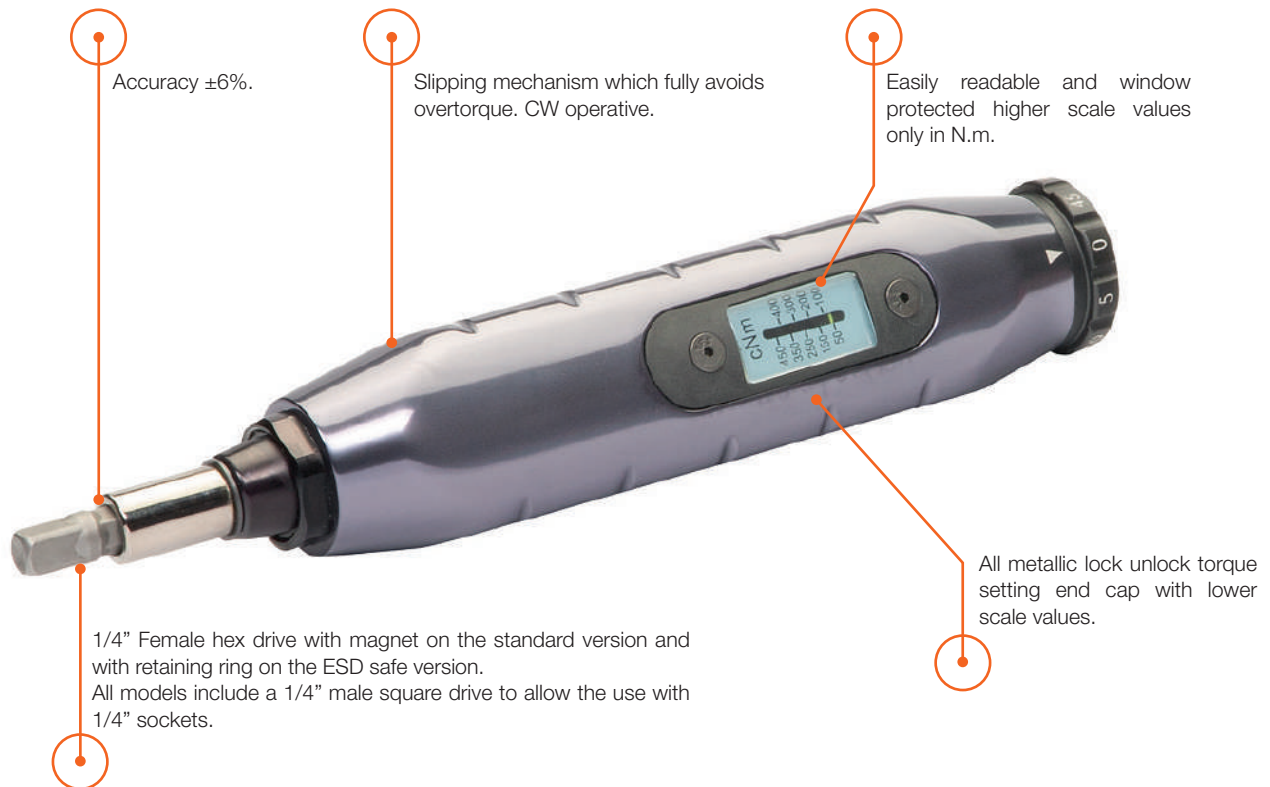


										A	B	C	D	E	F	G	
		731415		Nm	cN-M	in-lb	in-oz			mm	mm	mm	mm	mm	mm	mm	
TAS14H09	0423200	1	0.45-9	45-900	4-80	64-1280	-	1/4"		130	226	12	11	32	189	40	0.325
TAS14S09	0423217	1	0.45-9	45-900	4-80	64-1280	1/4"	-		130	226	12	11	32	189	40	0.325



DIGITAL TORQUE ANGLE SCREWDRIVERS

Adjustable Torque Screwdriver with Window Scale



Accuracy $\pm 6\%$.

Slipping mechanism which fully avoids overtorque. CW operative.

Easily readable and window protected higher scale values only in N.m.

1/4" Female hex drive with magnet on the standard version and with retaining ring on the ESD safe version.
All models include a 1/4" male square drive to allow the use with 1/4" sockets.

All metallic lock unlock torque setting end cap with lower scale values.



Declaration of conformity comes with the product.



Sensible click warning to stop applying torque.



Audible click warning to stop applying torque.



Accuracy clockwise $\pm 6\%$.

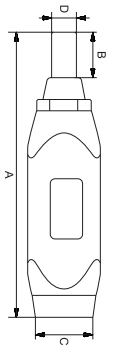


6973N-6978N

Adjustable Torque Screwdriver with Window Scale



- Over-torque limiting clutch
- Single scale in cN.m
- Range covering between 10 and 450 cN.m torque values
- Torque measurement only Clockwise. It can be used to loosen fasteners without affecting the internal mechanism
- $\pm 6\%$ CW
- Clicking system triggers a tactile and audible signal
- 1/4" hex magnet bit holder. Includes a 1/4" adaptor for sockets
- All metal 3-lobe handle
- Supplied in adjustable Semi-transparent square tube
- Supplied with factory declaration of conformity traceable to international standards
- ISO 6789
- Made in USA



							A mm	B mm	C mm	D mm	
6973N	1845605	1	10-80	1/4	1/4	1	150	18,2	32	9,6	0.210
6976N	1845612	1	40-200	1/4	1/4	2	160	18,2	32	9,6	0.260
6978N	1845629	1	50-450	1/4	1/4	5	170	18,2	31	9,6	0.300

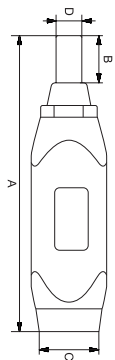


MA500-1 - MA500-3

Adjustable Torque Screwdriver with Window Scale & ESD Safe



- ESD safe (IEC 61340-5-1)
- Over-torque limiting clutch
- Single scale in cN.m
- Range covering between 10 and 450 cN.m torque values
- Torque measurement only Clockwise. It can be used to loosen fasteners without affecting the internal mechanism
- Accurate to $\pm 6\%$ CW
- Clicking system triggers a tactile and audible signal
- 1/4" hex non magnetic spring loaded bit holder to avoid damaging sensitive equipment or components in electronic applications
- All metal 3-lobe handle
- Supplied in adjustable semi-transparent square tube
- Supplied with factory declaration of conformity traceable to international standards
- ISO 6789, IEC61340-5-1
- Made in USA



						A mm	B mm	C mm	D mm	
MA500-1	0112395	1	10-80	1/4	1	138	18.2	28	9.6	0.200
MA500-2	0112401	1	40-200	1/4	2	157	18.2	28	9.6	0.260
MA500-3	0112418	1	50-450	1/4	5	171	18.2	32	9.6	0.308



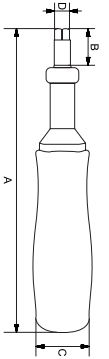


TSS120

Adjustable Torque Screwdriver with Marked Scale in cN.m



- Over-torque limiting clutch
- Single scale in cN.m
- Torque measurement only Clockwise
- Accurate to $\pm 6\%$ CW
- Clicking system triggers a tactile and audible signal
- 1/4" square drive
- 3-lobe rubber handle
- Supplied in adjustable Semi-transparent square tube
- Supplied with factory declaration of conformity traceable to international standards
- ISO 6789



						A mm	B mm	C mm	D mm	
TSS120	0347063	1	10-120	1/4	1	175	18,2	35	9,6	0.230

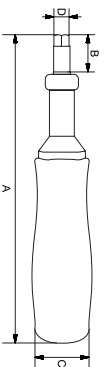


TSS600

Adjustable Torque Screwdriver with Marked Scale in N.m



- Over-torque limiting clutch
- Dual scale in N.m and in.lb
- Torque measurement only Clockwise.
- Accurate to $\pm 6\%$ CW
- Clicking system triggers a tactile and audible signal
- 1/4" square drive
- 3-lobe rubber handle with additional female square to hold a 1/4" sliding T handle
- Supplied in adjustable Semi-transparent square tube
- Supplied with factory declaration of conformity traceable to international standards
- ISO 6789



						A mm	B mm	C mm	D mm	
TSS600	0346417	1	1-6	1/4	0.1	195	18,2	35	9,6	0.340

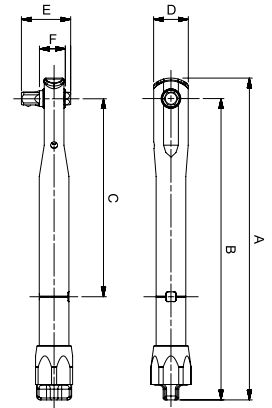


6852-5

Adjustable Torque Mini Wrench with Fixed Screwdriver Bit



- Non length dependent. It remains accurate regardless of hand position
- Single Scale in N.m is protected inside the handle
- Bits can be inserted from both sides of the tool which allows CW and CCW operations
- Controlled torque application events to $\pm 3\%$
- Clicking system triggers a tactile and audible signal
- 1/4" hex bit fixed holder offers the convenience of interchangeable ISO 1173 Form C drive bits
- Light and compact to allow working on confined spaces
- Delivered in a plastic box with foam protection and further spare for bits and accessories
- Supplied with a factory declaration of conformity traceable to International standards
- ISO 6789
- Made in UK



						A	B	C	D	E	F	
6852-5	731415	1	Nm	in	Nm	mm	mm	mm	mm	mm	mm	kg
6852-5	0125463	1	1-5	1/4	0.1	170	160	121,5	17	25	10	0.100



6852-5/S17

Adjustable Torque Mini Wrench Set with Fixed Screwdriver Bit

- Torque tool set, 17 pcs

6852-5/S17	731415	1	kg
6852-5/S17	0135875	1	3.295



52H
PH0, PH1



51PZDSDVH
PZ0, PZ1



64TORX
T-5, T-6, T-7, T-8



55M
1.5, 2.0, 2.5



50K
0.6x4.5, 0.8x5.5



6700SM
4mm



KM653-QR



6852-5

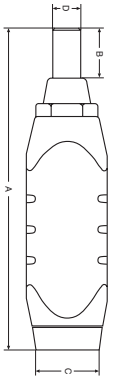




6876N-6880N
Preset Torque Screwdriver with Window Scale



- Over-torque limiting clutch
- Range covering between 4 and 450 cN.m torque values
- Torque measurement only Clockwise. It can be used to loosen fasteners without affecting the internal mechanism
- Clicking system triggers a tactile and audible signal
- 1/4" hex magnet bit holder. Includes a 1/4" adaptor for sockets
- All metal 3-lobe handle
- Accurate to $\pm 6\%$ CW
- Supplied in adjustable Semi-transparent square tube
- On request preset screwdrivers can be set and certified with a declaration of conformity traceable to International standards
- ISO 6789
- Made in USA



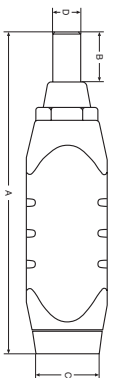
						A mm	B mm	C mm	D mm	
6876N	1845575	1	7-70	1/4	1/4	145	18,2	30	9,6	0.200
6878N	1845582	1	15-170	1/4	1/4	155	18,2	30	9,6	0.220
6880N	1845599	1	45-450	1/4	1/4	170	18,2	31	9,6	0.280



PS501
Preset Torque Screwdriver with Window Scale & ESD Safe



- ESD safe (IEC 61340-5-1)
- Over-torque limiting clutch
- Range covering between 4 and 450 cN.m torque values
- Torque measurement only Clockwise. It can be used to loosen fasteners without affecting the internal mechanism
- Clicking system triggers a tactile and audible signal
- 1/4" hex non magnetic spring loaded bit holder to avoid damaging sensitive equipment or components in electronic applications
- All metal 3-lobe handle
- $\pm 6\%$ CW
- Supplied in adjustable Semi-transparent square tube
- On request preset screwdrivers can be set and certified with a declaration of conformity traceable to International standards
- ISO 6789, IEC61340-5-1
- Made in USA



					A mm	B mm	C mm	D mm	
PS501-1	0338283	1	4-22	1/4	115	18.2	28	9.6	0.147
PS501-2	0112432	1	7-70	1/4	141	18.2	28	9.6	0.200
PS501-3	0338290	1	15-170	1/4	141	18.2	28	9.6	0.198
PS501-4	0338306	1	45-450	1/4	154	18.2	32	9.6	0.270

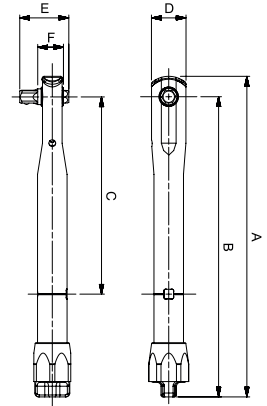


6852P-5

Preset Torque Mini Wrench with Fixed Screwdriver Bit



- Non length dependent. It remains accurate regardless of hand position
- Bits can be inserted from both sides of the tool which allows CW and CCW operations
- Controlled torque application events to $\pm 6\%$
- Clicking system triggers a tactile and audible signal
- $1/4$ " hex bit fixed holder offers the convenience of interchangeable ISO 1173 Form C drive bits
- Light and compact to allow working on confined spaces
- Delivered in a plastic box with foam protection and further spare for bits and accessories
- On request preset wrenches can be set and certified with a declaration of conformity traceable to International standards
- ISO 6789
- Made in UK



						A	B	C	D	E	F	kg
		731415		Nm		mm	mm	mm	mm	mm	mm	
6852P-5		0416585	1	1-5	$1/4$ "	157	147	102	18	25	13	0.100

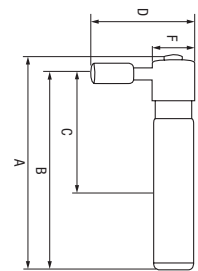


7453

Preset Torque Mini Wrench with Fixed 1/4 in Drive



- Easily presettable between 2 and 20 N.m
- Can be set to be used CW or CCW
- Accuracy $\pm 4\%$ (clockwise) and $\pm 6\%$ (counterclockwise)
- Audible and visual signal when reaching the target torque
- $1/4$ " hex bit fixed holder on -6F model and $1/4$ " square drive on -6 model
- Compact and lightweight metal tube
- On request preset wrenches can be set and certified with a declaration of conformity traceable to International standards
- ISO 6789
- Made in USA



							A	B	C	D	F	kg
		731415		Nm	in	in	mm	mm	mm	mm	mm	
7453-20-6F		0119462	1	2-20	$1/4$	-	140	130	80	70	27	0.240
7453-20-6		0119479	1	2-20	-	$1/4$	138	125	75	65	30	0.230





FIXED PRESET SCREWDRIVER

Fixed Preset ERGO™ Torque Screwdriver



Audible click warns the operator target torque is reached.



Sensible click warns the operator target torque is reached.



Accuracy ±10% CW





BE-6990

Fixed Preset ERGO™ Torque Screwdriver



- Torque screwdriver developed according to the scientific ERGOTM process
- Overtorque limiting clutch
- Designed for correct tightening of precision fasteners, for example in CNC machines, at 0.6, 0.9, 1.2, 1.4, 2.0, 3.0 N.m torque values
- Torque measurement only Clockwise. It can be used to loosen fasteners without affecting the internal mechanism
- Accuracy $\pm 10\%$ CW
- Clicking system triggers a tactile and audible signal
- 1/4" hex shank chrome plated and entirely hardened blades with black finish Torx® and Torx® Plus tips for higher dimensional accuracy
- Replaceable blades available
- Supplied in adjustable Semi-transparent square tube
- Made in Europe

BE-6990-IP6	1846725	1	0.6	T6	IP6	55	32	113	168	150
BE-6990-IP7	1846732	1	0.9	T7	IP7	55	32	113	168	130
BE-6990-IP8	1846749	1	1.2	T8	IP8	55	32	113	168	100
BE-6990-IP9	1846756	1	1.4	T9	IP9	55	32	113	178	150
BE-6990-IP10	1846763	1	2	T10	IP10	55	30	113	178	100
BE-6990-IP15	1846770	1	3	T15	IP15	65	32	113	178	150

BE-6990-IPSET

Preset Torque Mini Wrench with Fixed 1/4 in Drive

- ERGO™ torque screwdriver set with 4 torque screwdriver handles, 4 Torx® blades and 4 Torx® plus blades into a fabric zip case
- Set includes: BE-6990-IP7, BE-6990-IP8, BE-6990-IP9, BE-6990-IP15



BE-6990-IPSET	3019356	1	0.755










BE-6990TX-KL

Torque Screwdriver Blades with TORX® Tip



- Replaceable blade for Ergo Torque screwdrivers
- Designed for precision fasteners, for example in CNC machines, with tip sizes T6, T7, T8, T9, T10 and T15
- ¼" hex shank chrome plated and entirely hardened blades with black finish Torx® tips for higher dimensional accuracy
- Made in Europe

						
BE-6990TX-T6-KL	1847722	10	T6	1.70	160	40
BE-6990TX-T7-KL	1847739	10	T7	1.99	160	30
BE-6990TX-T8-KL	1847746	10	T8	2.31	160	40
BE-6990TX-T9-KL	1847753	10	T9	2.50	170	40
BE-6990TX-T10KL	1847760	10	T10	2.74	170	40
BE-6990TX-T15KL	1847777	10	T15	3.27	170	30










BE-6990-IP-KL

Torque Screwdriver Blades with TORX PLUS® Tip



- Replaceable blade for Ergo Torque screwdrivers
- Designed for precision fasteners, for example in CNC machines, with tip sizes IP6, IP7, IP8, IP9, IP10 and IP15
- ¼" hex shank chrome plated and entirely hardened blades with black finish Torx® Plus tips for higher dimensional accuracy
- Made in Europe

						
BE-6990-IP6-KL	1847494	10	IP6	1.50	170	40
BE-6990-IP7-KL	1847500	10	IP7	1.99	170	40
BE-6990-IP8-KL	1847517	10	IP8	2.31	170	40
BE-6990-IP9-KL	1847524	10	IP9	2.50	170	40
BE-6990-IP10-KL	1847531	10	IP10	2.74	170	40
BE-6990-IP15-KL	1847548	10	IP15	3.27	170	40







Bahco's solution is to use a compact, epicyclical gearbox to accurately multiply the input by a fixed ratio. This fixed ratio might be in the order of 5:1, 25:1 and up to 125:1.

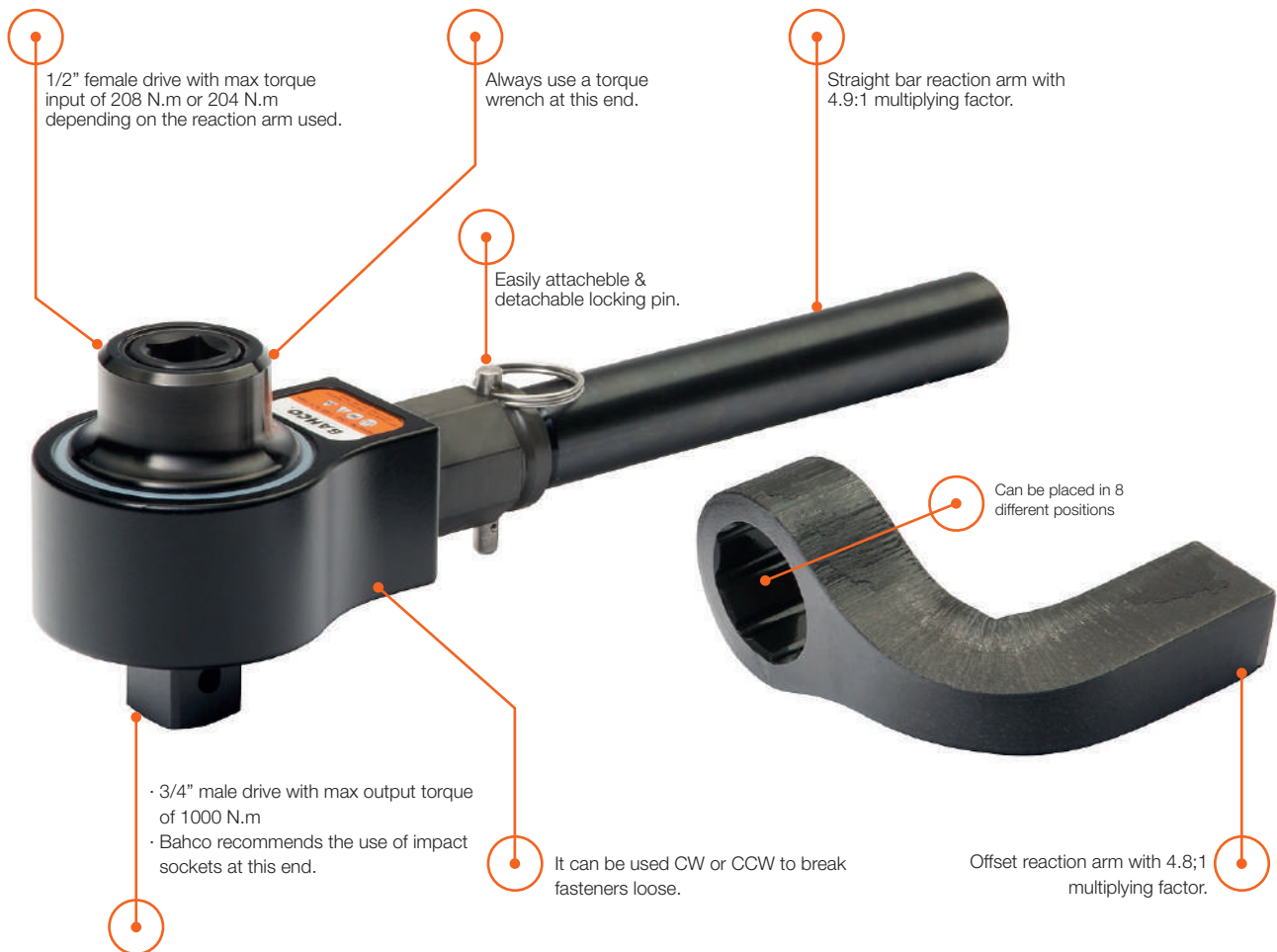
This means that a much smaller torque wrench can be used for a given torque application and the combined weight of the torque multiplier and torque wrench will often be lower than for a single large torque wrench. For the user, it improves productivity for a wider range of applications

MULTIPLIERS

Torque Multipliers

HAND TORQUE MULTIPLIERS

Hand Torque Multiplier with Offset & Straight Reaction Arms



FOR YOUR SAFETY:

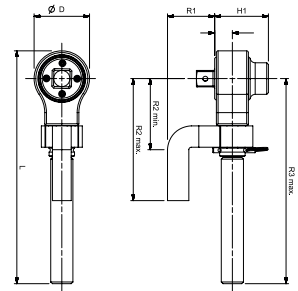
- This tool is intended for use with threaded fasteners. Any other use is not recommended.
- These tools require a reaction bar. See section on torque reaction on the user manual.
- There is a risk of crushing between the reaction bar and work piece.
- Keep hands away from reaction bar.
- Keep hands away from tool output.
- Bahco recommends to look for a firm reaction point as far as possible from the screw to be fastened or unfastened.



89049TM-1000

Hand Torque Multiplier with Offset & Straight Reaction Arms

- Max torque output of 1000 N.m
- Use always with torque wrench (CW and CCW) to avoid exceeding the maximum torque of the multiplier
- Accuracy $\pm 4\%$
- Small and compact design
- Supplied with straight and offset reaction arms for maximum versatility
- Quick change offset arm with improved flexibility allowing reaction in 8 orientations
- *5:1 nominal torque multiplication reaction dependant. Ratio with offset arm is 4.8:1; with straight reaction being 4.9:1
- Made in UK



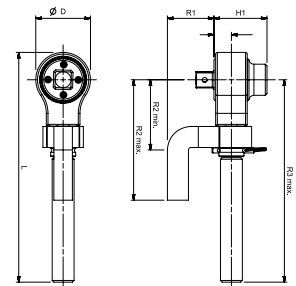
								D	H1	H2	L	R1	R2 min	R2 max	R3 max			
89049TM-1000	0415403	1	1000	3/4	4.8:1/4.9:1*	208/204*	1/2"	65	63	21	273	55	83	143	240	0.5	0.69	2.7



8905-TM/9505-TM

Hand Torque Multiplier with Offset & Straight Reaction Arms

- Range covers, max output torque up to 2700 N.m
- Use always with torque wrench (CW and CCW) to avoid exceeding the maximum torque of the multiplier
- Accuracy $\pm 4\%$
- Supplied with straight and offset reaction arms
- Supplied in portable blow mould case
- Made in UK



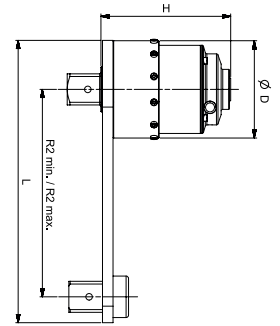
								D	R3 max	H1	L	R2 min	R2 max	R1			
8905-TM	0125470	1	1300	3/4	5:1	260	1/2	108	344	103	210	212	140	77	1.36	1.06	3,8
9505-TM	0125487	1	2700	1	5:1	540	3/4	108	344	100	210	212	140	85	1.36	1.06	3,8





9505/9605/9525/9625
Hand Torque Multiplier with Reaction Plate

- Ratcheting locking system available on all multipliers except the ones with 5:1 multiplying factor
- Range covers, max output torque up to 9500 N.m
- Use always with torque wrench (CW and CCW) to avoid exceeding the maximum torque of the multiplier
- Accuracy $\pm 4\%$
- Ratcheting locking system contains the forces generated during tightening which makes possible what otherwise would be difficult, dangerous or even impossible
- Supplied with straight reaction plate with adjustable reaction point
- Supplied in portable fabric bag up to 3400 N.m and in rigid case with wheels on sizes above
- Made in UK

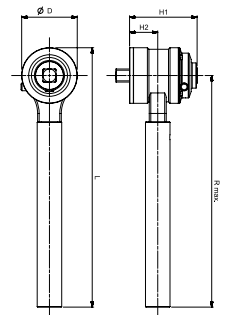


	 731415		 MAX Nm	 in		 MAX Nm	 in	D mm	H mm	L mm	R2 min mm	R2 max mm	 kg
9505-1700	0125494	1	1700	1	5:1	340	1/2	108	98	303	83	216	5.200
9505-3400	0125517	1	3400	1	5:1	680	3/4	119	106	355	86	263	7.200
9525-1700	0125500	1	1700	1	25:1	68	1/2	108	114	303	83	216	7.800
9525-3400	0125524	1	3400	1	25:1	136	1/2	119	132	355	86	263	10.000
9605-6000	0125531	1	6000	1.1/2	5:1	1200	3/4	144	136	423	150	331	14.400
9625-9500	0125555	1	9500	1.1/2	25:1	380	3/4	184	162	448	175	351	25.700



95155B/9526B
Hand Torque Multiplier with Straight Reaction Arm

- Ratcheting locking system available on all multipliers
- Angle protractor for easy torque and angle tightening
- Range covers, max output torque up to 4500 N.m
- Use always with torque wrench (CW and CCW) to avoid exceeding the maximum torque of the multiplier
- Accuracy $\pm 4\%$
- Ratcheting locking system contains the forces generated during tightening which makes possible what otherwise would be difficult, dangerous or even impossible
- Supplied with straight reaction bar
- Supplied in portable plastic case with foam inlay
- True 15.5:1 (3000 Nm) or 26:1 (4500 Nm) torque multiplication ratios allow the use of a small torque wrench
- Made in UK



	 731415		 MAX Nm	 in		 MAX Nm	 in	D mm	H1 mm	H2 mm	L mm	R2 max mm	 kg	 kg
95155B-3000	0415410	1	3000	1	15.5:1	193	1/2	108	131	55	504	450	1.9	6.1
9526B-4500	0415427	1	4500	1	26:1	173	1/2	108	149	55	504	450	1.9	7.0

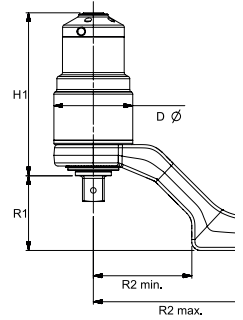




89222CR/96255CR

Compact Hand Torque Multiplier with Offset Reaction Arm

- Ratcheting locking system available on all multipliers
- Range covers, max output torque up to 7000 N.m
- Use always with torque wrench (CW and CCW) to avoid exceeding the maximum torque of the multiplier
- Accuracy $\pm 4\%$
- Ratcheting locking system contains the forces generated during tightening which makes possible what otherwise would be difficult, dangerous or even impossible.
- Compact dimensions allow excellent access to applications and easy, safe handling
- Lightweight for torque capacity
- Supplied with offset reaction arm
- Supplied in portable plastic case with foam
- Each multiplier is supplied with its own unique calibration certificate allowing the accurate calculation of input torque for critical applications
- Made in UK



	 731415		 MAX Nm	 in		 MAX Nm	 in	D mm	H1 mm	R1 mm	R2 min mm	R2 max mm	 kg	 kg
89222CR-1000	0415441	1	1000	3/4	22.2:1	45	1/2	52	130	58	71	131	0.9	1.4
9527CR-2000	0415458	1	2000	1	27:1	74	1/2	72	154	72	91	166	0.7	3.2
9525CR-4000	0415465	1	4000	1	25:1	160	1/2	92	190	87	115	205	1.4	5.4
96255CR-7000	0415489	1	7000	1.1/2	25.5:1	274	1/2	119	212	117	151	199	2.1	9.3





Bahco offers wireless preset click wrenches and Wireless digital torque wrenches. They are easy to use and ideal tool for checking in workshops, garages and production lines.


Thanks to the Error Proof Solutions, errors like side-loading are prevented, they provide visual, auditory and kinesthetic operator guidance and also feedback is used to modify operator's technique and behavior.

ERROR PROOF SOLUTIONS

- *Wireless preset click wrenches*
- *Wireless error proof controllers*

WIRELESS PRESET CLICK WRENCHES

Wireless Preset Torque Wrench with Rectangular Type Interchangeable Head



Audible click warning to stop applying torque.
Audible differentiated beeps for good and bad torque applications.



Sensible click warning to stop applying torque.



Extremely durable mechanism with 1 million torque events within a $\pm 4\%$ accuracy.



Factory declaration of conformity can be issued under request.



Visual warning LED turn green with a good torque application. Turns red with a wrong torque application.



2.4Ghz radio wireless connecting with link control unit.



Supplied with users manual and CE declaration.



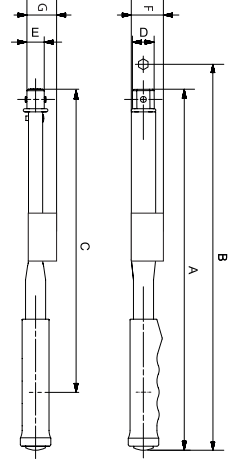
9x12 & 14x18 female rectangular head for interchangeable heads.



WPTC-6
Wireless Preset Torque Wrench with Rectangular
Type Interchangeable Head



- Wrench communicates wirelessly with a linked control unit
- Error Proofing By Guidance: Monitors time in the “clicked” position to provide “OK/BAD” quality attribute data with every use of the tool
- Reliable 2.4 Ghz radio communication even in harsh factory environments
- Torque range covers from 1.2 to 300 N.m
- Clockwise direction of use
- Can be used CCW by turning the wrench upside down
- Can be used to back off fastener without effecting tool accuracy
- Accuracy of +/- 4% or better of preset value from 20% to 100% of capacity
- Excellent audible/tactile impulse when preset torque is achieved
- Rectangular female type interchangeable heads
- Extremely durable and accurate
- Rubber handle brings soft and anti-slip grip while protects the wrench against unintended fall
- Load point marked on handle
- Supplied on a semi-transparent square tube with eurohole
- On request Preset wrenches can be set and certified with a declaration of conformity
- 2014/30/EC , ISO 6789
- Made in USA



	 731415		 Nm	 mm	A mm	B mm	C mm	D mm	E mm	F mm	G mm	 kg
WPTC-5	0422449	1	1-5	9X12	176	194	116	23	12	38	44	0.227
WPTC-15	0422456	1	3-15	9x12	176	194	116	23	12	34	44	0.227
WPTC-25	0422463	1	5-25	9x12	227	244	167	23	12	34	44	0.227
WPTC-60	0422470	1	10-60	9x12	324	341	264	23	12	34	44	0.227
WPTC-100	0422487	1	20-100	9x12	324	341	264	23	12	34	44	0.227
WPTC-200	0422494	1	40-200	14x18	411	436	351	34	28	34	44	0.590
WPTC-300	0422500	1	60-300	14x18	528	553	468	34	28	46	45	2.222



WIRELESS CONTROLLER

Wireless Preset Torque Wrench Control Unit



Audible warnings for good and bad torque applications.



Visual warning for good and bad torque applications by turning ACCEPT - REJECT LEDs respectively.



Supplied with users manual and CE declaration.

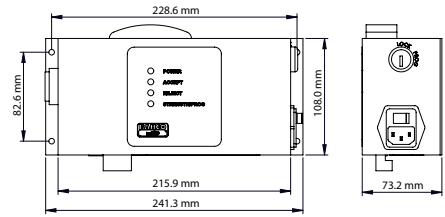


2.4Ghz radio wireless connecting with up to two wrenches simultaneously.








110-220W power cable delivered. Depending on the plug the product reference varies.

WPCU2S
Wireless Preset Torque Wrench Control Unit



- Control unit communicates wirelessly with the wrenches linked to it
- Error Proofing By Guidance: Monitors time in the “clicked” position to proved “OK/BAD” quality attribute data with every use of the tool
- Reliable 2.4 Ghz radio communication even in harsh factory environments
- Easy to use, Easy to setup.Can read up to 2 tools simultaneously
- Tool use specifications are easily programmed with supplied software through the USB connector
- Five-pin connector with assignable relays for use with 24 VDC I/O keep line controls updated on status at all times
- Immediately informs operator via lights and buzzer of proper (Accept) or improper (Reject) torque wrench use with each fastening
- Operates on either 110-120 VAC or 220-240 VAC power
- 2014/30/EC
- Made in US

	 731415			
WPCU2S	0422517	1	E	1.150
WPCU2S-UK	0422524	1	G	1.150
WPCU2S-AUS	0422555	1	I	1.150
WPCU2S-US	0422548	1	A	1.150



UNIT CONVERSION TABLE

lbf-ft to N·m

ft.lb	0 ft.lb	1 ft.lb	2 ft.lb	3 ft.lb	4 ft.lb	5 ft.lb	6 ft.lb	7 ft.lb	8 ft.lb	9 ft.lb
0	0.00	1.36	2.71	4.07	5.42	6.78	8.13	9.49	10.85	12.20
10	13.56	14.91	16.27	17.63	18.98	20.34	21.69	23.05	24.40	25.76
20	27.12	28.47	29.83	31.18	32.54	33.90	35.25	36.61	37.96	39.32
30	40.67	42.03	43.39	44.74	46.10	47.45	48.81	50.17	51.52	52.88
40	54.23	55.59	56.94	58.30	59.66	61.01	62.37	63.72	65.08	66.44
50	67.79	69.15	70.50	71.86	73.21	74.57	75.93	77.28	78.64	79.99
60	81.35	82.71	84.06	85.42	86.77	88.13	89.48	90.84	92.20	93.55
70	94.91	96.26	97.62	98.97	100.33	101.69	103.04	104.40	105.75	107.11
80	108.47	109.82	111.18	112.53	113.89	115.24	116.60	117.96	119.31	120.67
90	122.02	123.38	124.74	126.09	127.45	128.80	130.16	131.51	132.87	134.23
100	135.58									1 ft.lb = 1.35582 N.m

cN·m to ozf-in

cN.m	0 cN.m	1 cN.m	2 cN.m	3 cN.m	4 cN.m	5 cN.m	6 cN.m	7 cN.m	8 cN.m	9 cN.m
0	0.00	1.42	2.83	4.25	5.66	7.08	8.50	9.91	11.33	12.75
10	14.16	15.58	16.99	18.41	19.83	21.24	22.66	24.07	25.49	26.91
20	28.32	29.74	31.15	32.57	33.99	35.40	36.82	38.24	39.65	41.07
30	42.48	43.90	45.32	46.73	48.15	49.56	50.98	52.40	53.81	55.23
40	56.64	58.06	59.48	60.89	62.31	63.73	65.14	66.56	67.97	69.39
50	70.81	72.22	73.64	75.05	76.47	77.89	79.30	80.72	82.13	83.55
60	84.97	86.38	87.80	89.22	90.63	92.05	93.46	94.88	96.30	97.71
70	99.13	100.54	101.96	103.38	104.79	106.21	107.63	109.04	110.46	111.87
80	113.29	114.71	116.12	117.54	118.95	120.37	121.79	123.20	124.62	126.03
90	127.45	128.87	130.28	131.70	133.12	134.53	135.95	137.36	138.78	140.20
100	141.61									1 cN.m = 1.41612 ozf.in

N·m to lbf-ft

N.m	0 N.m	1 N.m	2 N.m	3 N.m	4 N.m	5 N.m	6 N.m	7 N.m	8 N.m	9 N.m
0	0	0.74	1.48	2.21	2.95	3.69	4.43	5.16	5.90	6.64
10	7.38	8.11	8.85	9.59	10.33	11.06	11.80	12.54	13.28	14.01
20	14.75	15.49	16.23	16.96	17.70	18.44	19.18	19.91	20.65	21.39
30	22.13	22.86	23.60	24.34	25.08	25.81	26.55	27.29	28.03	28.76
40	29.50	30.24	30.98	31.72	32.45	33.19	33.93	34.67	35.40	36.14
50	36.88	37.62	38.35	39.09	39.83	40.57	41.30	42.04	42.78	43.52
60	44.25	44.99	45.73	46.47	47.20	47.94	48.68	49.42	50.15	50.89
70	51.63	52.37	53.10	53.84	54.58	55.32	56.05	56.79	57.53	58.27
80	59.00	59.74	60.48	61.22	61.96	62.69	63.43	64.17	64.91	65.64
90	66.38	67.12	67.86	68.59	69.33	70.07	70.81	71.54	72.28	73.02
100	73.76									1 N.m = 0.73756 ft.lb

ozf-in to N·m

in.oz	0 in.oz	1 in.oz	2 in.oz	3 in.oz	4 in.oz	5 in.oz	6 in.oz	7 in.oz	8 in.oz	9 in.oz
0	0	.007	.014	.021	.028	.035	.042	.049	.056	.064
10	.071	.078	.085	.092	.098	.106	.113	.120	.127	.134
20	.141	.148	.155	.162	.169	.177	.184	.191	.198	.205
30	.212	.219	.226	.232	.240	.247	.254	.261	.268	.275
40	.282	.289	.297	.304	.312	.318	.325	.332	.339	.346
50	.353	.360	.367	.374	.381	.388	.395	.402	.409	.417
60	.424	.431	.438	.445	.452	.459	.466	.473	.480	.487
70	.494	.501	.508	.515	.522	.530	.537	.544	.551	.558
80	.565	.572	.579	.586	.593	.600	.607	.614	.621	.628
90	.635	.642	.650	.657	.664	.671	.678	.685	.692	.699
100	.706									in oz x .00706 = N.m

kg·m to lbf-ft

kg.m	0 kg.m	1 kg.m	2 kg.m	3 kg.m	4 kg.m	5 kg.m	6 kg.m	7 kg.m	8 kg.m	9 kg.m
0	0	7.23	14.47	21.70	28.93	36.17	43.40	50.63	57.86	65.10
10	72.4	79.6	86.8	94.0	101.3	108.5	115.7	123.0	130.2	137.4
20	144.7	151.9	159.1	166.4	173.6	180.8	188.1	195.3	202.5	209.8
30	217.0	224.2	231.5	238.7	245.9	253.2	260.4	267.6	274.9	282.1
40	289.3	296.6	303.9	311.1	318.3	325.5	332.7	340.0	347.2	354.4
50	361.7	368.9	376.1	383.3	390.6	397.8	405.0	412.3	419.5	426.7
60	434.0	441.2	448.4	455.7	462.9	470.1	477.4	484.6	491.8	499.1
70	506.3	513.5	520.8	528.0	535.2	542.5	549.7	556.9	564.2	571.4
80	578.6	585.9	593.1	600.3	607.6	614.8	622.0	629.3	636.5	643.7
90	651.0	658.2	665.4	672.7	679.9	687.1	694.4	701.6	708.8	716.1
100	723.3									m kg x 7.233 = ft.lb

lbf-ft to kg·m

ft.lb	0 ft.lb	1 ft.lb	2 ft.lb	3 ft.lb	4 ft.lb	5 ft.lb	6 ft.lb	7 ft.lb	8 ft.lb	9 ft.lb
0	0	0.138	0.277	0.415	0.553	0.691	0.830	0.968	1.106	1.245
10	1.383	1.521	1.660	1.798	1.936	2.074	2.212	2.351	2.489	2.628
20	2.766	2.904	3.043	3.181	3.319	3.457	3.596	3.734	3.872	4.011
30	4.149	4.287	4.426	4.564	4.702	4.840	4.979	5.117	5.255	5.394
40	5.532	5.670	5.809	5.947	6.085	6.223	6.362	6.500	6.638	6.777
50	6.915	7.053	7.191	7.330	7.468	7.606	7.745	7.883	8.021	8.159
60	8.298	8.436	8.574	8.713	8.851	8.989	9.128	9.266	9.404	9.543
70	9.681	9.819	9.957	10.09	10.23	10.37	10.51	10.65	10.79	10.92
80	11.06	11.20	11.34	11.48	11.62	11.75	11.89	12.03	12.17	12.31
90	12.45	12.59	12.73	12.86	13.00	13.14	13.28	13.42	13.55	13.69
100	13.83									ft.lb x 0.1383 = kg.m

lbf-in to N·m

in.lb	0 in.lb	1 in.lb	2 in.lb	3 in.lb	4 in.lb	5 in.lb	6 in.lb	7 in.lb	8 in.lb	9 in.lb
0	0	.113	.226	.339	.452	.565	.678	.791	.904	1.02
10	1.13	1.24	1.36	1.47	1.58	1.70	1.81	1.92	2.03	2.15
20	2.26	2.37	2.49	2.60	2.71	2.83	2.94	3.05	3.16	3.28
30	3.39	3.50	3.62	3.73	3.84	3.96	4.07	4.18	4.29	4.41
40	4.52	4.63	4.75	4.86	4.97	5.09	5.20	5.31	5.42	5.54
50	5.65	5.76	5.88	5.99	6.10	6.22	6.33	6.44	6.55	6.67
60	6.78	6.89	7.01	7.12	7.23	7.35	7.46	7.57	7.68	7.80
70	7.91	8.02	8.14	8.25	8.36	8.48	8.59	8.70	8.81	8.93
80	9.04	9.15	9.27	9.38	9.49	9.61	9.72	9.83	9.94	10.06
90	10.17	10.28	10.40	10.51	10.62	10.74	10.85	10.96	11.07	11.19
100	11.30									in lb x 0.1130 = N.m




N·m to kg·m

Nm	0 Nm	1 Nm	2 Nm	3 Nm	4 Nm	5 Nm	6 Nm	7 Nm	8 Nm	9 Nm
0	0	.102	.204	.306	.408	.510	.632	.714	.816	.918
10	1.020	1.122	1.224	1.326	1.428	1.530	2.651	1.733	1.835	1.937
20	2.039	2.141	2.243	2.345	2.447	2.549	3.671	2.753	2.855	2.957
30	3.059	3.161	3.263	3.365	3.467	3.569	4.691	3.773	3.875	3.977
40	4.079	4.181	4.283	4.385	4.487	4.589	5.711	4.793	4.895	4.997
50	5.099	5.200	5.302	5.404	5.506	5.608	6.730	5.812	5.914	6.016
60	6.118	6.220	6.322	6.424	6.526	6.628	7.750	6.832	6.934	7.036
70	7.138	7.240	7.342	7.444	7.546	7.648	8.769	7.852	7.954	8.056
80	8.158	8.260	8.362	8.464	8.566	8.667	9.789	8.871	8.973	9.075
90	9.177	9.279	9.381	9.483	9.585	9.687	13.28	9.891	9.993	10.095
100	10.197									N.m x 0.10197 = m.kg (6 m.kg)

N·m to lbf-in

N.m	0 N.m	1 N.m	2 N.m	3 N.m	4 N.m	5 N.m	6 N.m	7 N.m	8 N.m	9 N.m
0	0	8.85	17.70	26.55	35.40	44.25	53.10	61.95	70.81	79.66
10	88.51	97.36	106.21	115.06	123.91	132.76	141.61	150.46	159.31	168.16
20	177.01	185.86	194.72	203.57	212.42	221.27	230.12	238.98	247.82	256.67
30	265.52	274.38	283.22	292.07	300.92	309.77	318.62	327.48	336.33	345.18
40	354.03	362.88	371.73	380.58	389.43	398.28	407.13	415.99	424.83	433.68
50	442.53	451.38	460.24	469.09	477.94	486.79	495.64	504.49	513.34	522.19
60	531.04	539.89	548.74	557.59	566.44	575.30	584.15	592.10	601.85	610.70
70	619.55	628.40	637.25	646.10	654.95	663.80	672.65	681.50	690.35	699.20
80	708.06	716.91	725.76	734.61	743.46	752.31	761.16	770.01	778.86	787.71
90	796.56	805.41	814.26	823.12	831.97	840.82	849.67	858.52	867.37	876.22
100	885.07</									

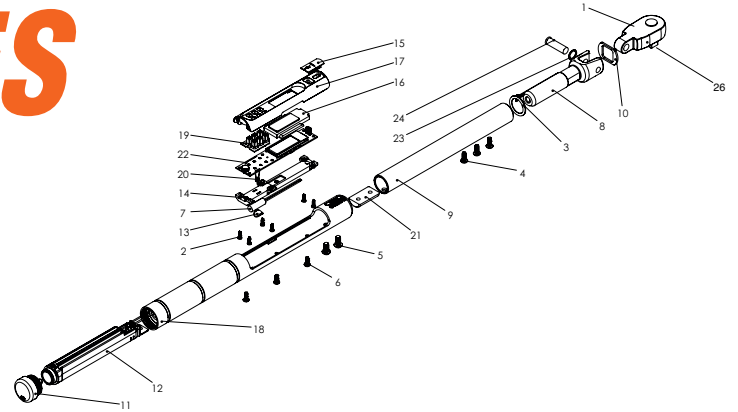
RECOMMENDED TIGHTENING TORQUE

	Coarse Pitch mm			Resistant area mm ²	Friction coefficient mm	PROPERTY CLASS											
						4,8		5,8		6,8		8,8		10,9		12,9	
						Pre-load N	Torque Nm	Pre-load N	Torque Nm	Pre-load N	Torque Nm	Pre-load N	Torque Nm	Pre-load N	Torque Nm	Pre-load N	Torque Nm
M2	040	40	15	207	0,10 0,14	4480 4495	0,15 0,19	610,6 561,9	0,19 0,23	732,7 674,3	0,23 0,28	976,9 899,0	0,31 0,37	1373,8 1264,3	0,43 0,52	1648,6 1517,1	0,52 0,63
M2,5	045	50	20	3,39	0,10 0,14	813,5 749,9	0,31 0,38	1016,9 937,4	0,39 0,48	1220,2 1124,9	0,47 0,58	1627,0 1499,8	0,63 0,77	2288,0 2109,1	0,88 1,08	2745,6 2531,0	1,06 1,30
M3	050	55	25	5,03	0,10 0,14	1219,9 1125,9	0,54 0,60	1524,9 1407,4	0,68 0,83	1829,9 1688,9	0,82 1,00	2439,9 2251,9	1,09 1,34	3431,0 3166,7	1,53 1,88	4117,2 3800,0	1,84 2,26
M3,5	060	60	-	6,78	0,10 0,14	1638,2 1511,3	0,84 1,03	2047,8 1889,2	1,05 1,28	2457,3 2267,0	1,26 1,54	3276,4 3022,6	1,68 2,05	4607,5 4250,6	2,36 2,89	5528,9 5100,7	2,84 3,47
M4	070	70	30	8,78	0,10 0,14	21154 19509	1,25 1,53	2644,3 2438,7	1,56 1,91	3173,1 2926,4	1,88 2,29	4230,8 3901,9	2,50 3,06	5949,6 5487,0	3,52 4,30	7139,5 6584,4	4,22 5,16
M5	080	80	40	14,20	0,10 0,14	34616 31968	2,46 3,02	4327,0 3996,0	3,08 3,78	5192,3 4795,2	3,70 4,53	6923,1 6393,7	4,93 6,04	9735,7 8991,1	6,93 8,50	11682,8 10789,3	8,32 10,20
M6	100	100	50	20,10	0,10 0,14	48747 44991	4,24 5,19	6093,4 5623,9	5,30 6,48	7312,1 6748,6	6,35 7,78	9749,4 8998,2	8,47 10,37	13710,1 12653,7	11,92 14,59	16452,2 15184,4	14,30 17,51
M7	100	110	-	28,90	0,10 0,14	71345 65996	6,97 8,60	8918,2 8249,5	8,71 10,76	10701,8 9899,4	10,45 12,90	14269,1 13199,2	13,94 17,21	20065,9 18561,4	19,60 24,20	24079,1 22273,6	23,52 29,04
M8	125	130	60	36,60	0,10 0,14	89471 82656	10,20 12,54	11183,9 10332,0	12,75 15,67	13420,7 12398,4	15,30 18,80	17894,2 16531,2	20,41 25,07	25163,7 23247,0	28,70 35,26	30196,5 27896,5	34,44 42,31
M10	150	160	80	58,00	0,10 0,14	142445 131674	20,11 24,76	17805,6 16459,2	25,14 30,95	21366,8 19751,1	30,16 37,14	28489,0 26334,8	40,22 49,52	40062,7 37033,3	56,56 69,64	48075,3 44439,9	67,87 83,56
M12	175	180	100	84,30	0,10 0,14	207666 192040	34,43 42,42	25958,3 24005,0	43,03 53,03	31149,9 28806,0	51,64 63,63	41533,2 38408,0	68,86 84,84	58406,1 54011,2	96,83 119,31	70087,3 64813,5	116,20 143,17
M14	200	210	120	115,00	0,10 0,14	283899 262612	54,77 67,56	35487,4 32826,5	68,46 84,45	42584,9 39391,8	82,15 101,34	56779,8 52522,4	109,53 135,13	79846,6 73859,6	154,03 190,02	95816,0 88631,5	184,84 228,03
M16	200	240	140	157,00	0,10 0,14	392421 363642	85,14 105,80	49052,7 45455,3	106,43 132,26	58863,2 54546,3	127,72 158,71	78484,3 72728,5	170,29 211,61	110368,5 102274,0	239,47 297,58	132442,2 122729,3	287,36 357,09
M18	250	270	140	192,00	0,10 0,14	47533,0 43986,1	117,48 145,16	59416,3 54982,7	146,85 181,45	71299,6 65979,2	176,22 217,74	95066,1 87972,3	234,96 290,32	133686,7 123711,0	330,41 402,26	160424,1 148453,2	396,49 489,92
M20	250	300	170	245,00	0,10 0,14	61238,0 56747,1	166,08 206,39	76547,5 70933,9	207,61 257,98	91857,0 85120,6	249,13 309,58	122476,0 113494,2	332,17 412,78	172231,9 159601,2	467,11 580,47	206678,2 191521,5	560,54 696,56
M22	250	340	170	303,00	0,10 0,14	76305,2 70791,9	227,22 283,79	95381,5 88489,8	284,02 354,74	114457,8 106187,8	340,82 425,69	152610,4 141583,7	454,43 567,58	214608,3 199102,1	639,05 798,16	257530,0 238922,5	766,85 957,80
M24	300	360	190	353,00	0,10 0,14	88232,4 81761,8	287,16 356,84	110290,5 102202,2	358,94 446,05	132348,6 122642,7	430,73 535,26	176646,9 163523,6	574,31 713,68	248153,7 229955,1	807,63 1003,61	297784,4 275946,1	969,15 1204,33
M27	300	410	190	459,00	0,10 0,14	115778,8 107441,5	420,04 525,08	144723,5 134301,9	525,05 656,35	173668,2 161162,2	630,06 787,62	231557,6 214883,0	840,08 1050,16	325627,9 302179,2	1181,36 1476,79	390753,4 362615,0	1417,63 1772,15
M30	350	460	220	561,00	0,10 0,14	140999,5 130770,6	572,83 714,49	176249,4 163463,3	716,03 893,11	211499,3 196155,9	859,24 1071,73	281999,0 261541,2	1145,65 1428,97	396561,1 367792,3	1611,08 2009,49	475873,4 441350,8	1933,29 2411,39
M33	350	500	220	694,00	0,10 0,14	175618,1 163058,0	774,65 970,43	219522,6 203822,5	968,32 1213,03	263427,1 244587,0	1161,98 1455,64	351236,2 326115,9	1549,31 1940,86	493925,8 458600,5	2178,72 2729,33	592711,0 550320,6	2614,46 3275,19
M36	400	550	240	817,00	0,10 0,14	206081,7 191241,8	998,60 1248,41	257602,2 239052,3	1248,25 1560,51	309122,6 286862,7	1497,89 1872,61	412163,5 382483,6	1997,19 2496,81	579604,8 537867,6	2808,55 3511,14	695525,8 645441,1	3370,26 4213,37
M39	400	600	270	976,00	0,10 0,14	247520,0 229902,6	1291,81 1620,96	309400,0 287378,3	1614,77 2026,20	371279,9 344853,9	1937,72 2431,44	495039,9 459805,2	2583,63 3241,92	696149,8 646601,0	3633,23 4558,96	835379,8 775921,3	4359,88 5470,75
M42	450	650	-	1120,00	0,10 0,14	283225,0 262939,0	1601,25 2005,46	354031,2 328673,8	2001,57 2506,83	424837,4 394408,5	2401,88 3008,20	566449,9 525878,0	3202,51 4010,93	796570,1 739516,0	4503,53 5640,37	955884,2 887419,2	5404,23 6768,44
M45	450	700	320	1310,00	0,10 0,14	332751,5 309151,8	2005,51 2519,55	415939,4 386439,7	2506,89 3149,43	499127,3 463727,7	3008,26 3779,32	665503,0 618303,6	4011,02 5039,09	935863,6 869489,3	5640,50 7086,23	1123036,0 1043387,0	6768,60 8503,47
M48	500	750	-	1470,00	0,10 0,14	372429,3 345862,9	2406,51 3018,11	465536,6 432328,7	3008,14 3772,64	558644,0 518794,4	3609,77 4527,17	744858,6 691725,8	4813,03 6036,23	1047457,0 972739,4	6768,32 8488,45	1256949,0 1167287,0	8121,98 10186,14
M52	500	800	360	1760,00	0,10 0,14	448108,9 416499,0	3099,96 3900,52	560136,1 520623,8	3874,95 4875,65	672163,4 624748,5	4649,93 5850,78	896217,8 832998,0	6199,91 7801,04	1260306,0 1171404,0	8718,63 10970,21	1512368,0 1405684,0	10462,36 13164,25
M56	550	850	410	2030,00	0,10 0,14	516202,9 479683,4	3838,14 4824,40	645253,6 599604,2	4797,68 6030,50	774304,4 719525,1	5757,21 7236,60	1032406,0 959366,8	7676,29 9648,80	1451821,0 1349110,0	10794,78 13568,63	1742185,0 1618931,0	12953,73 16282,36
M60	550	900	-	2360,00	0,10 0,14	602498,5 560267,5	4754,64 5992,71	753123,1 700334,4	5943,30 7490,88	903747,8 840401,2	7131,96 8989,06	1204997,0 1120535,0	9509,28 11985,42	1694527,0 1575752,0	13372,43 16854,49	2033432,0 1890903,0	16046,91 20225,39
M64	600	950	460	2680,00	0,10 0,14	683339,5 635299,9	5746,17 7235,13	854174,4 794124,9	7182,71 9043,92	1025009,0 952949,8	8619,25 10852,70	1366679,0 1270600,0	11492,34 14470,27	1921892,0 1786781,0	16161,10 20348,82	2306271,0 2144137,0	19393,32 24418,58
M68	600	1000	-	3060,00	0,10 0,14	782799,9 728201,8	6939,64 8758,24	978499,8 910252,2	8674,55 10947,80	1174200,0 1092303,0	10409,46 13137,36	1565600,0 1456404,0	13879,28 17516,48	2201625,0 2048068,0	19517,74 24632,55	2641950,0 2457681,0	23421,29 29559,06



AFTER SALES SERVICE

Torque performance tests, repairs and adjustments



AGILITY AND EFFICIENCY IN SERVICE

With a network of more than 20 torque repair facilities, and internal support with three repair centers in France, Holland and Spain

From giving technical advice to repairing and calibrating torque tools

Our 3 internal repair center offers reparation and adjustment for the Bahco torque wrenches family. With each repaired and adjusted torque wrench it is included a declaration of conformance in accordance to the ISO 6789-1:2017 . Our declarations of conformances are traceable by calibration equipment's calibrated by official laboratories recognized by ILAC (international Laboratory Accreditation Cooperation)"


SPECIFIC SERVICE MANUALS AND TRAINING MATERIAL

All our tools have specific technical documentation available to the Bahco partners and distributors:

- Exploded views.
- Service manuals with the disassembly-assembly, repair tips and tricks and guides for the torque deviation adjustment.
- Video guides with all the service processes.
- Self Training material.
- Troubleshooting guides

SPARE PARTS AND REPAIR KITS AVAILABILITY

Offering original and precise-fitting spare parts for all our products and also specific repair kits making the repairs and service easy and accessible to everybody




A dedicated YouTube channel containing short videos about how to maintain or repair your tools.

Check it out:



<http://www.bahco.com/en/after-sales-service/>



APPLICATION ICONS & SYMBOLS



Indicates click or beep warning to stop applying torque



Indicates click or vibration warning to stop applying torque



Visual feedback to operator



Certificate to indicate declaration of conformity



Fixed pear type reversible ratchet



Fixed round type reversible ratchet



Fixed push-through ratchet head



Rectangular type I/H head



Spigot type I/H head



Dual scale



Fixed square drive



Digital torque reading wrench to know the torque/angle being applied at every moment



Accuracy icon in clockwise direction



Accuracy icon in counter clockwise direction



USB icon for wrench-PC data transfer



Supplied in portable blow mould cases



Dial torque reading wrench to know the torque being applied at every moment



Free hand point or non-length dependent feature



Break back wrench with bigger angle, longer time to stop after reaching target torque avoids overtorque



Timestrip visual indication. The wrench is due for re-calibration and has 3,6,9 month graduations



Female hexagonal drive



Color code



Male Torx® tip



Male Torx Plus® tip



In square semi-transparent hanging tubes



CE declaration




Wireless connectivity



110-220V Voltage





BAHCO